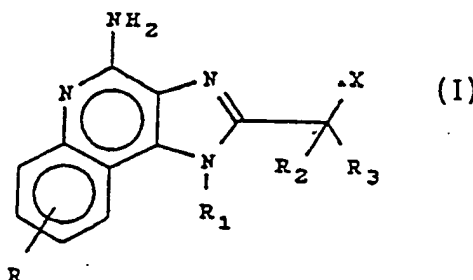




INTERNATIONAL APPLICATION PUBLISHED UNDER THE PATENT COOPERATION TREATY (PCT)

<p>(51) International Patent Classification ⁵ : C07D 471/04, A61K 31/435 C07D 215/42 // (C07D 471/04 C07D 235:00, 221:00)</p>	<p>A1</p>	<p>(11) International Publication Number: WO 92/15582 (43) International Publication Date: 17 September 1992 (17.09.92)</p>
<p>(21) International Application Number: PCT/US92/01305 (22) International Filing Date: 20 February 1992 (20.02.92)</p> <p>(30) Priority data: 662,926 1 March 1991 (01.03.91) US 687,326 18 April 1991 (18.04.91) US</p> <p>(71) Applicant: MINNESOTA MINING AND MANUFACTURING COMPANY [US/US]; 3M Center, Post Office Box 33427, Saint Paul, MN 55133-3427 (US).</p> <p>(72) Inventors: GERSTER, John, F. ; CROOKS, Stephen, L. ; LINDSTROM, Kyle, J. ; Post Office Box 33427, Saint Paul, MN 55133-3427 (US).</p>	<p>(74) Agents: REEDICH, Douglas, E. et al.; Post Office Box 33427, Saint Paul, MN 55133-3427 (US).</p> <p>(81) Designated States: AT (European patent), AU, BE (European patent), CA, CH (European patent), CS, DE (European patent), DK (European patent), ES (European patent), FR (European patent), GB (European patent), GR (European patent), HU, IT (European patent), JP, KR, LU (European patent), MC (European patent), NL (European patent), NO, SE (European patent).</p> <p>Published <i>With international search report. Before the expiration of the time limit for amending the claims and to be republished in the event of the receipt of amendments.</i></p>	

(54) Title: 1-SUBSTITUTED, 2-SUBSTITUTED 1H-IMIDAZO[4,5-c]QUINOLIN-4-AMINES



(57) Abstract

1-substituted, 2-substituted 1H-imidazo [4,5-c]-quinolin-4-amines of formula (I), where X is selected from the group consisting of alkoxy, alkoxyalkyl, haloalkyl, hydroxyalkyl, alkylamido, amino, substituted amino or hydroxy-alkyl wherein the substituent is alkyl, azido, chloro, hydroxy, 1-morpholino, 1-pyrrolidino, and alkylthio. These compounds function as antiviral agents, they induce biosynthesis of interferon, and they inhibit tumor formation in animal models. This invention also provides intermediates for preparing such compounds, pharmaceutical compositions containing such compounds, and pharmacological methods of using such compounds.

FOR THE PURPOSES OF INFORMATION ONLY

Codes used to identify States party to the PCT on the front pages of pamphlets publishing international applications under the PCT.

AT	Austria	FI	Finland	ML	Mali
AU	Australia	FR	France	MN	Mongolia
BB	Barbados	GA	Gabon	MR	Mauritania
BE	Belgium	GB	United Kingdom	MW	Malawi
BF	Burkina Faso	GN	Guinea	NL	Netherlands
BG	Bulgaria	GR	Greece	NO	Norway
BJ	Benin	HU	Hungary	PL	Poland
BR	Brazil	IE	Ireland	RO	Romania
CA	Canada	IT	Italy	RU	Russian Federation
CF	Central African Republic	JP	Japan	SD	Sudan
CG	Congo	KP	Democratic People's Republic of Korea	SE	Sweden
CH	Switzerland	KR	Republic of Korea	SN	Senegal
CI	Côte d'Ivoire	LI	Liechtenstein	SU	Soviet Union
CM	Cameroon	LK	Sri Lanka	TD	Chad
CS	Czechoslovakia	LU	Luxembourg	TC	Togo
DE	Germany	MC	Monaco	US	United States of America
DK	Denmark	MG	Madagascar		
ES	Spain				

- 1 -

1-SUBSTITUTED, 2-SUBSTITUTED
1H-IMIDAZO[4,5-c]QUINOLIN-4-AMINES

5

This application is a continuation-in-part of commonly assigned copending application U.S.S.N. 07/687,326, filed April 18, 1991, which is a
10 continuation-in-part of commonly-assigned copending application 07/662,926, filed on March 1, 1991, now abandoned.

BACKGROUND OF THE INVENTION

15 Field of the Invention

This invention relates to 1H-imidazo[4,5-c]-quinoline compounds. In other aspects, this invention relates to antiviral 1H-imidazo[4,5-c]quinolin-4-amines, intermediates for the preparation of such
20 compounds, pharmaceutical compositions containing such compounds, and pharmacological methods of using such compounds.

Description of the Related Art

25 The first reliable report of the 1H-imidazo[4,5-c]quinoline ring system, Backman et al., J. Org. Chem. 15, 1278-1284 (1950), describes the synthesis of 1-(6-methoxy-8-quinolinyl)-2-methyl-1H-imidazo[4,5-c]-quinoline for possible use as an antimalarial agent.
30 Subsequently, syntheses of various substituted 1H-imidazo[4,5-c]quinolines have been reported. For example, Jain et al., J. Med. Chem. 11, pp. 87-92 (1968), has synthesized the compound
35 1-[2-(4-piperidyl)ethyl]-1H-imidazo[4,5-c]quinoline as a possible anticonvulsant and cardiovascular agent. Also, Baranov et al., Chem. Abs. 85, 94362 (1976), has reported several 2-oxoimidazo[4,5-c]quinolines, and Berenyi et al., J. Heterocyclic Chem. 18, 1537-1540

SUBSTITUTE SHEET

- 2 -

(1981), has reported certain 2-oxoimidazo[4,5-c]-quinolines.

Certain antiviral 1H-imidazo[4,5-c]quinolin-4-amines are described in U.S. Pat. No. 4,689,338 (Gerster). These compounds are substituted on the 1-position by alkyl, hydroxyalkyl, acyloxyalkyl, benzyl, phenylethyl or substituted phenylethyl, and at the 2-position with hydrogen, alkyl, benzyl, or substituted benzyl, phenylethyl or phenyl.

Furthermore, these compounds are known to induce interferon biosynthesis. Other antiviral 1H-imidazo[4,5-c]quinolin-4-amines, substituted on the 1-position by alkenyl substituents, are described in U.S. Pat. No. 4,929,624 (Gerster).

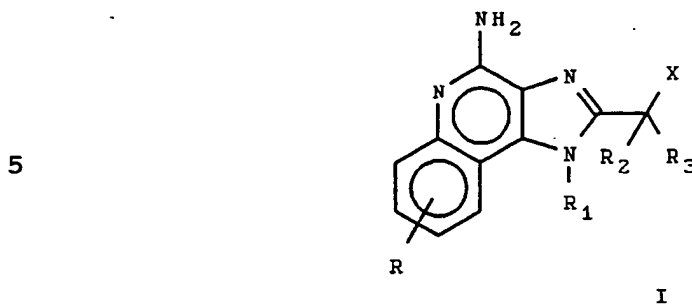
U.S. Pat. No. 4,698,348 (Gerster) discloses 1H-imidazo[4,5-c]quinolines that are active as bronchodilators, such as 4-substituted 1H-imidazo[4,5-c]quinolines wherein the 4-substituent is, inter alia, hydrogen, chloro, alkylamino, or dialkylamino, and the 2-substituent is, inter alia, hydroxyalkyl, aminoalkyl, or alkanamidoalkyl. Said patent also discloses 3-amino and 3-nitro quinoline intermediates substituted at the 4-position by hydroxyalkylamino or cyclohexylmethylamino, and 1H-imidazo[4,5-c]quinoline N-oxide intermediates substituted at the 2-position with, inter alia, hydroxyalkyl, aminoalkyl, or alkanamidoalkyl.

DETAILED DESCRIPTION OF THE INVENTION

This invention provides compounds of Formula I:

35

- 3 -



- 10 wherein R_1 is selected from the group consisting of:
 hydrogen; straight chain or branched chain alkyl
 containing one to about ten carbon atoms and
 substituted straight chain or branched chain alkyl
 containing one to about ten carbon atoms, wherein the
 15 substituent is selected from the group consisting of
 cycloalkyl containing three to about six carbon atoms
 and cycloalkyl containing three to about six carbon
 atoms substituted by straight chain or branched chain
 alkyl containing one to about four carbon atoms;
 20 straight chain or branched chain alkenyl containing two
 to about ten carbon atoms and substituted straight
 chain or branched chain alkenyl containing two to about
 ten carbon atoms, wherein the substituent is selected
 from the group consisting of cycloalkyl containing
 25 three to about six carbon atoms and cycloalkyl
 containing three to about six carbon atoms substituted
 by straight chain or branched chain alkyl containing
 one to about four carbon atoms; hydroxyalkyl of one to
 about six carbon atoms; alkoxyalkyl wherein the alkoxy
 30 moiety contains one to about four carbon atoms and the
 alkyl moiety contains one to about six carbon atoms;
 acyloxyalkyl wherein the acyloxy moiety is alkanoyloxy
 of two to about four carbon atoms or benzoyloxy, and
 the alkyl moiety contains one to about six carbon
 35 atoms; benzyl; (phenyl)ethyl; and phenyl; said benzyl,
 (phenyl)ethyl, or phenyl substituent being optionally
 substituted on the benzene ring by one or two moieties
 independently selected from the group consisting of

SUBSTITUTE SHEET

- 4 -

alkyl of one to about four carbon atoms, alkoxy of one to about four carbon atoms, and halogen, with the proviso that if said benzene ring is substituted by two of said moieties, then the moieties together contain no more than six carbon atoms;

R_2 and R_3 are independently selected from the group consisting of hydrogen, alkyl of one to about four carbon atoms, phenyl, and substituted phenyl wherein the substituent is selected from the group consisting of alkyl of one to about four carbon atoms, alkoxy of one to about four carbon atoms, and halogen;

X is selected from the group consisting of alkoxy containing one to about four carbon atoms, alkoxyalkyl wherein the alkoxy moiety contains one to about four carbon atoms and the alkyl moiety contains one to about four carbon atoms, hydroxyalkyl of one to about four carbon atoms, haloalkyl of one to about four carbon atoms, alkylamido wherein the alkyl group contains one to about four carbon atoms, amino, substituted amino wherein the substituent is alkyl or hydroxyalkyl of one to about four carbon atoms, azido, chloro, hydroxy, 1-morpholino, 1-pyrrolidino, and alkylthio of one to about four carbon atoms; and

R is selected from the group consisting of hydrogen, straight chain or branched chain alkoxy containing one to about four carbon atoms, halogen, and straight chain or branched chain alkyl containing one to about four carbon atoms;

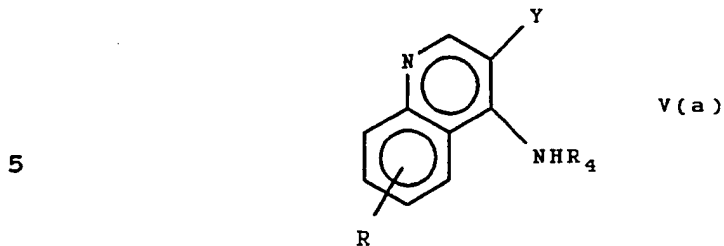
or a pharmaceutically acceptable acid addition salt thereof.

This invention provides intermediate compounds of Formula V(a)

35

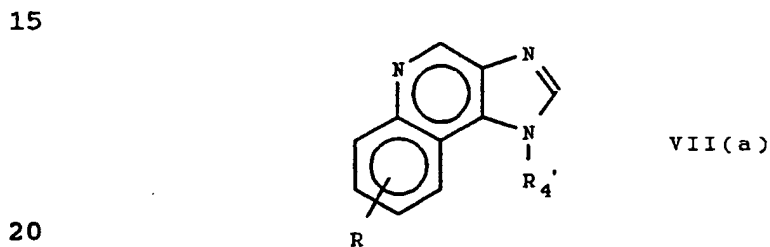
SUBSTITUTE SHEET

- 5 -



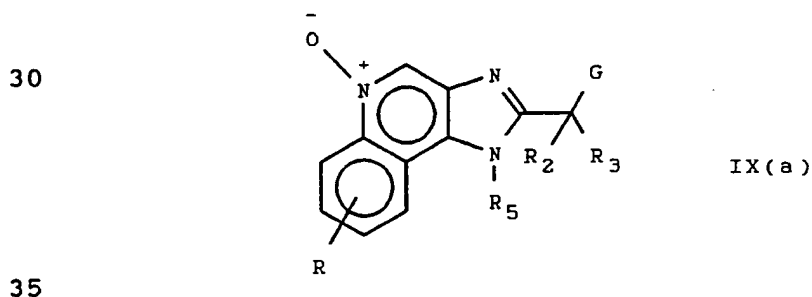
wherein R is as defined above, Y is $-NO_2$ or $-NH_2$, and R_4 is alkoxyalkyl wherein the alkoxy moiety contains one to about four carbon atoms and the alkyl moiety contains two to about six carbon atoms.

This invention provides intermediate compounds of Formula VII(a)



wherein R is as defined above in connection with Formula V(a) and R_4' is alkoxy alkyl wherein the alkoxy moiety contains one to about four carbon atoms and the alkyl moiety contains one to about six carbon atoms.

This invention provides intermediate compounds of Formula IX(a)



wherein R, R_2 , and R_3 are as defined above;

- 6 -

R₂ is selected from the group consisting of:
straight chain or branched chain alkyl containing one
to about ten carbon atoms and substituted straight
chain or branched chain alkyl containing one to about
5 ten carbon atoms, wherein the substituent is selected
from the group consisting of cycloalkyl containing
three to about six carbon atoms and cycloalkyl
containing three to about six carbon atoms substituted
by straight chain or branched chain alkyl containing
10 one to about four carbon atoms; straight chain or
branched chain alkenyl containing two to about ten
carbon atoms and substituted straight chain or branched
chain alkenyl containing two to about ten carbon atoms,
wherein the substituent is selected from the group
15 consisting of cycloalkyl containing three to about six
carbon atoms and cycloalkyl containing three to about
six carbon atoms substituted by straight chain or
branched chain alkyl containing one to about four
carbon atoms; alkoxyalkyl wherein the alkoxy moiety
20 contains one to about four carbon atoms and the alkyl
moiety contains one to about six carbon atoms;
acyloxyalkyl wherein the acyloxy moiety is alkanoyloxy
of two to about four carbon atoms or benzoyloxy, and
the alkyl moiety contains one to about six carbon
25 atoms; benzyl; (phenyl)ethyl; and phenyl; said benzyl,
(phenyl)ethyl, or phenyl substituent being optionally
substituted on the benzene ring by one or two moieties
independently selected from the group consisting of
alkyl of one to about four carbon atoms, alkoxy of one
30 to about four carbon atoms, and halogen, with the
proviso that if said benzene ring is substituted by two
of said moieties, then the moieties together contain no
more than six carbon atoms; and

G is selected from the group consisting of
35 alkoxy containing one to about four carbon atoms,
alkoxyalkyl wherein the alkoxy moiety contains one to
about four carbon atoms and the alkyl moiety contains
one to about four carbon atoms, alkylamido wherein the

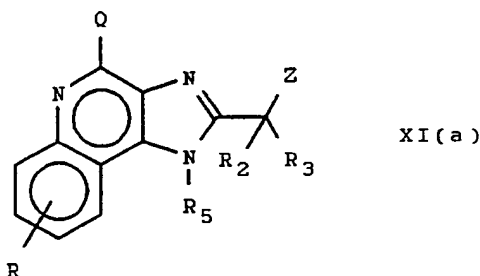
- 7 -

alkyl group contains one to about four carbon atoms, azido, chloro, 1-morpholino, 1-pyrrolidino, alkylthio of one to about four carbon atoms, alkanoyloxy, alkanoyloxyalkyl wherein the alkyl moiety contains one to about four carbon atoms, and aryloxy, with the proviso that when G is alkylamido then R₅ is alkenyl, substituted alkenyl, or alkoxyalkyl.

Further this invention provides compounds of Formula XI(a)

10

15



wherein R, R₂, R₃ and R₅ are as defined above,

20

Z is selected from the group consisting of alkoxy containing one to about four carbon atoms, alkoxyalkyl wherein the alkoxy moiety contains one to about four carbon atoms and the alkyl moiety contains one to about four carbon atoms, hydroxyalkyl containing one to about four carbon atoms, oxoalkyl containing two to about four carbon atoms, alkanoyloxyalkyl wherein the alkyl moiety contains one to about four carbon atoms, alkylamido wherein the alkyl group contains one to about four carbon atoms, substituted amino wherein the substituent is alkyl or hydroxyalkyl of one to about four carbon atoms, azido, chloro, 1-morpholino, 1-pyrrolidino, alkylthio of one to about four carbon atoms, hydroxy, alkanoyloxy, and aryloxy; and

30

Q is selected from the group consisting of hydrogen, chloro, and R₁-E-NH- wherein R₁ is an organic group substantially inert to quinoline N-oxides and E is a hydrolytically active functional group, with the proviso that when Q is R₁-E-NH-, then Z is other than

35

- 8 -

hydroxy, substituted amino, or hydroxyalkyl, and with the further proviso that when Q is hydrogen or chloro and Z is alkylamido or hydroxyalkyl, then R₃ is alkenyl, substituted alkenyl, or alkoxyalkyl.

5 R₁ of Formula I preferably contains two to about ten carbon atoms. More preferably R₁ contains two to about eight carbon atoms. Most preferably, R₁ is 2-methylpropyl or benzyl.

X of Formula I is preferably azido, hydroxy, 10 ethoxy, methoxy, 1-morpholino, or methylthio, particularly in embodiments wherein R₁ is 2-methylpropyl, 2-hydroxy-2-methylpropyl, or benzyl.

Other substituents in compounds of Formula I that contain an alkyl radical (e.g., R when R is alkoxy 15 or alkyl, or X when X is alkylamido) preferably contain two carbon atoms or, more preferably, one carbon atom in each alkyl radical.

It is preferred that R of Formula I be hydrogen.

20 Most preferred compounds of Formula I include 4-amino- α -butyl-1-(2-methylpropyl)-1H-imidazo[4,5-c]-quinoline-2-methanol hemihydrate, 4-amino- α,α -dimethyl-2-ethoxymethyl-1H-imidazo[4,5-c]quinoline-1-ethanol, 2-ethoxymethyl-1-(2-methylpropyl)-1H-imidazo[4,5- 25 c]quinolin-4-amine, and 4-amino-1-phenylmethyl-1H-imidazo[4,5-c]quinoline-2-methanol.

A compound of the invention can be prepared as described in the Reaction Scheme below, wherein R, R₁, R₂, R₃, and X are as defined above and wherein P is a 30 hydroxyl protecting group that can subsequently be removed, such as alkanoyloxy (e.g., acetoxy), or aroyloxy (e.g., benzoyloxy), and R₃ is as defined for R₁ above absent hydroxyalkyl and hydrogen.

Many quinolines of Formula III are known 35 compounds (see, for example, U.S. Pat. No. 3,700,674 and references cited therein). Those that are not known can be prepared by known methods, for example, from 4-hydroxy-3-nitroquinolines as illustrated in step

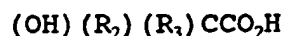
- 9 -

(1) of Scheme I. Step (1) can be conducted by reacting the 4-hydroxy-3-nitroquinoline of Formula II with a chlorinating agent such as thionyl chloride or phosphorus oxychloride. The reaction is preferably conducted in N,N-dimethylformamide, optionally in the presence of methylene chloride, and is preferably accompanied by heating. Preferably, a large molar excess of phosphorus oxychloride is avoided. Use of about 1-2 moles of phosphorus oxychloride per mole of the 4-hydroxy-3-nitroquinoline of Formula II has been found to be particularly preferable.

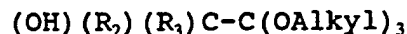
In step (2) a 3-nitro-4-chloroquinoline of Formula III is reacted by heating with an amine of the formula R_3NH_2 , wherein R_3 is as defined above, in a suitable solvent such as water, dichloromethane, or tetrahydrofuran, to provide a quinoline of Formula IV. Steps (1) and (2) can be combined such that the 3-nitro-4-chloroquinoline need not be isolated prior to reaction with the compound of the formula R_3NH_2 . Such a reaction is exemplified in Example 134 and Example 188 (Step A) of U.S. Pat. No. 4,689,338, the disclosure of which is incorporated herein by reference.

A compound of Formula IV is reduced in step (3) preferably using a catalyst such as platinum on carbon, to provide a compound of Formula V. This can be carried out conveniently on a Parr apparatus in an inert solvent such as toluene or a lower alkanol.

In step (4) an intermediate compound of Formula V is reacted with (i) a carboxylic acid of the formula,

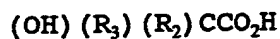


or (ii) a trialkyl ortho ester of the formula,



- 10 -

wherein "alkyl" is a straight chain or branched chain alkyl group containing one to about four carbon atoms, or (iii) a combination of such a carboxylic acid with such a trialkyl ortho ester to provide a compound of
5 Formula VI. In any case, the reaction can be carried out by heating, e.g., at about 130°C, in the presence of an acid, preferably a carboxylic acid of the formula



10

An alternate method of providing the 2-substituted imidazo ring is illustrated in steps (5) and (6). Step (5) involves a reaction similar to that described in connection with step (4), but involving
15 formic acid or a trialkylorthoformate to form an intermediate of Formula VII. The intermediate of Formula VII can then be deprotonated by a strong base (e.g., an alkyl lithium such as n-butyllithium) and reacted with a compound of the formula

20



to form an intermediate of Formula VI.

25

Step (7) involves protecting the hydroxyl group with a removable protecting group such as an alkanoyloxy group (e.g., acetoxy) or an aryloxy group (e.g., benzoyloxy). In instances wherein a hydroxyl group is present in the 1-substituent, it too can be
30 protected in step (7) and later removed as appropriate when it will no longer interfere with subsequent reactions. Suitable protecting groups and reactions for their placement and removal are well known to those skilled in the art. See, for example, U.S. Pat. No.
35 4,689,338 (Gerster), Examples 115-123.

Step (8) provides an intermediate of Formula IX, through oxidation of a compound of Formula VIII with a conventional oxidizing agent that is capable of

SUBSTITUTE SHEET

- 11 -

forming N-oxides. Preferred oxidizing agents include peroxyacids and hydrogen peroxide. Heating is generally employed to accelerate the rate of reaction.

In step (9) an N-oxide of Formula IX is
5 heated in the presence of a suitable chlorinating agent such as phosphorus oxychloride to provide a chlorinated intermediate of Formula X.

In step (10) the 4-chloro group is replaced by a 4-amino group and the protecting group P is
10 removed to provide a compound of Formula XII (a subgenus of Formula I). The amination reaction is carried out in the presence of ammonium hydroxide or, preferably, ammonia. Preferably the intermediate of Formula X is heated at 125° to 175°C under pressure for
15 6-24 hours. Preferably the reaction is conducted in a sealed reactor in the presence of either ammonium hydroxide or a solution of ammonia in an alkanol, (e.g., preferably about 5% to about 15% ammonia in methanol).

20 A compound of Formula XII can also be prepared by way of step (9a) of the Reaction Scheme. Step (9a) involves (i) reacting a compound of Formula IX with an acylating agent; (ii) reacting the product with an aminating agent; and (iii) isolating the
25 compound of Formula XII. Part (i) of step (9a) involves reacting an N-oxide with an acylating agent. Suitable acylating agents include alkyl- or arylsulfonyl chlorides (e.g., benzenesulfonyl chloride, methanesulfonyl chloride, p-toluenesulfonyl chloride).
30 Arylsulfonyl chlorides are preferred. p-Toluenesulfonyl chloride is most preferred. Part (ii) of step (9a) involves reacting the product of part (i) with an excess of an aminating agent. Suitable aminating agents include ammonia (e.g., in the form of
35 ammonium hydroxide) and ammonium salts (e.g., ammonium carbonate, ammonium bicarbonate, and ammonium phosphate). Ammonium hydroxide is preferred. The reaction of step (9a) is preferably carried out by

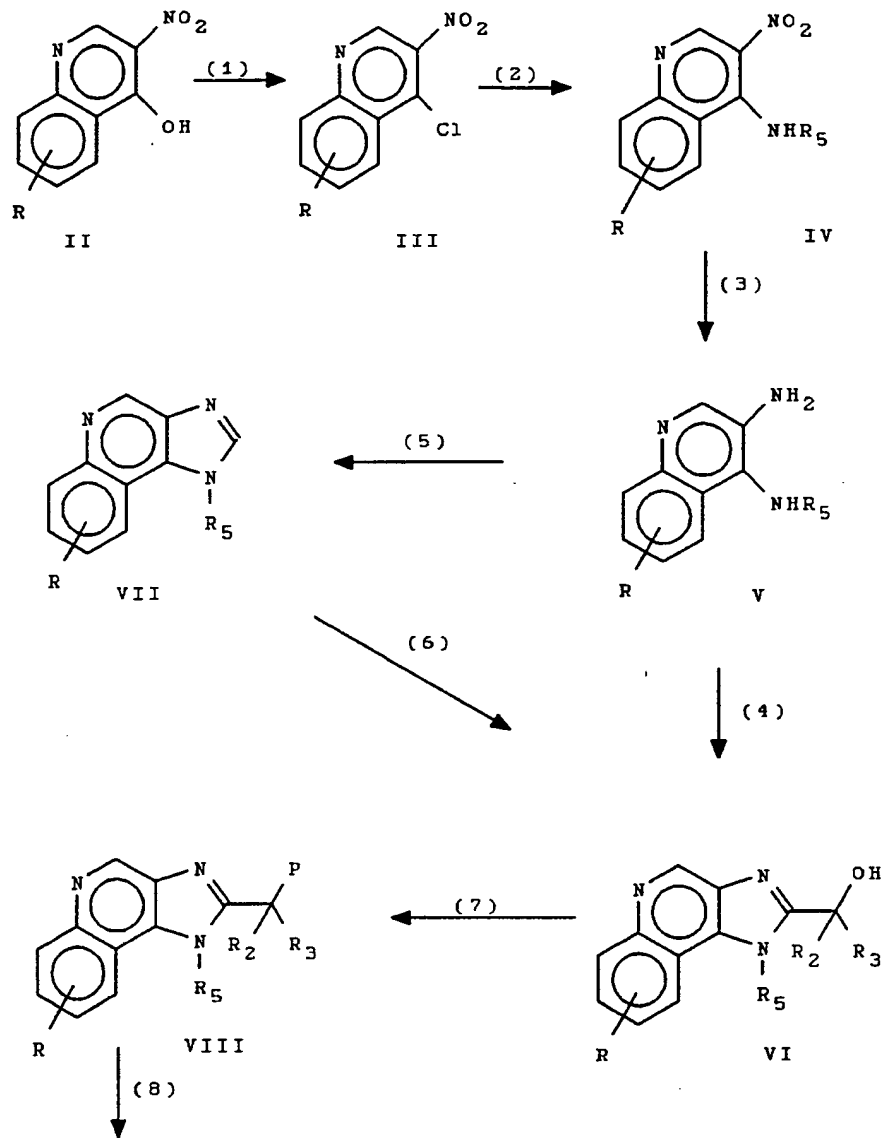
- 12 -

dissolving the N-oxide of Formula IX in an inert solvent such as methylene chloride, adding the aminating agent to the solution, and then adding the acylating agent. Preferred conditions involve cooling
5 to about 0°C to about 5°C during the addition of the acylating agent. Heating or cooling can be used to control the rate of the reaction. Step (9a) also involves removal of protecting group P as discussed above in connection with step (7). A further
10 alternative method of preparing a compound of Formula XII is shown in steps (11) and (12).

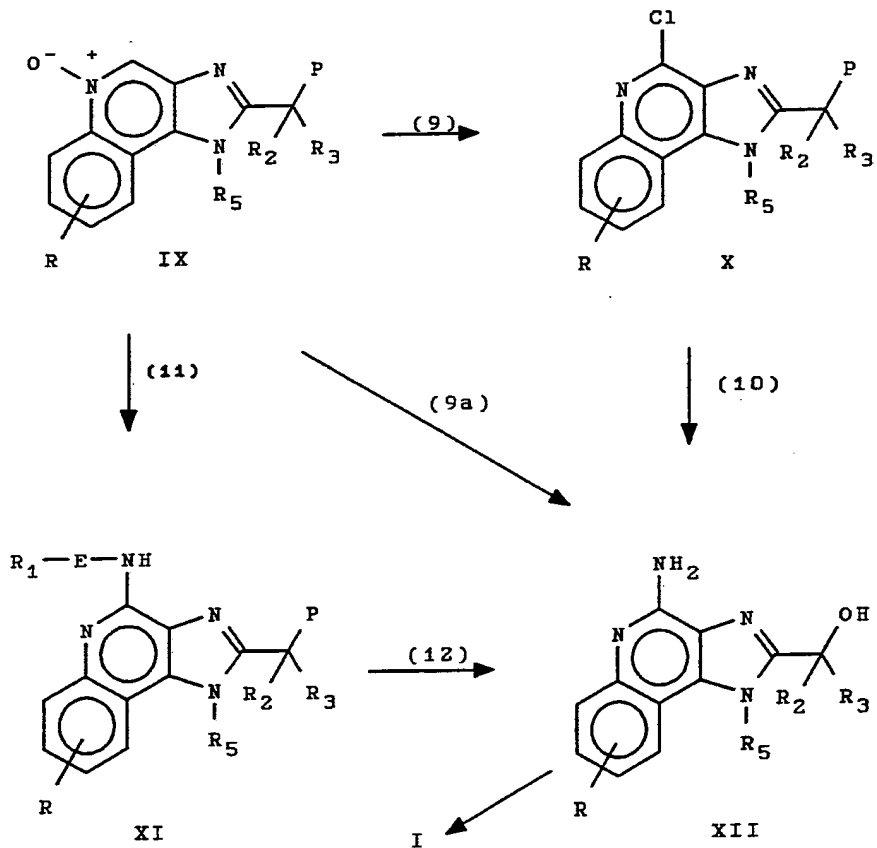
Step (11) involves reacting an N-oxide with an isocyanate wherein the isocyanato group is bonded to a hydrolytically active functional group. The term
15 "hydrolytically active functional group" as used herein designates any functional group that is capable of being subjected to a nucleophilic displacement reaction in step (12) of the Reaction Scheme. Exemplary hydrolytically active functional groups include
20 carbonyl

$\begin{array}{c} \text{O} \\ || \\ (-\text{C}-) \end{array}$. A particular class of such isocyanates is isocyanates of the formula $\text{R}_1\text{-E-NCO}$, wherein R_1 is an
25 organic group substantially inert to quinoline N-oxides under the conditions of step (11) and E is a hydrolytically active functional group. Suitable R_1 groups are easily selected by those skilled in the art. Preferred groups R_1 include alkyl, aryl, alkenyl, and
30 combinations thereof. Particular preferred isocyanates include aroyl isocyanates such as benzoylisocyanate. The reaction of the isocyanate with the N-oxide is carried out under substantially anhydrous conditions by adding the isocyanate to a solution of the N-oxide in
35 an inert

REACTION SCHEME



REACTION SCHEME (continued)



- 15 -

solvent such as dichloromethane. The resulting 4-substituted compound of Formula XI can be isolated by removal of the solvent.

Step (12) of the Reaction Scheme involves hydrolysis of a compound of Formula XI. The term "hydrolysis" as used herein designates not only nucleophilic displacement with water but also displacement with other nucleophilic compounds. Such a reaction can be carried out by general methods well known to those skilled in the art, e.g., by heating in the presence of a nucleophilic solvent such as water or a lower alkanol optionally in the presence of a catalyst such as an alkali metal hydroxide or lower alkoxide.

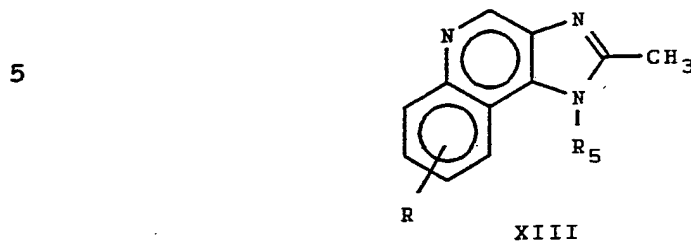
In steps (9a), (10) or (12) a compound comprising a protecting group such as acetoxy, benzoyloxy, or the like, is deprotected to afford a compound comprising a hydroxyl group. A hydroxyl-containing compound of Formula I can be converted or elaborated by methods well known to the skilled in the art to afford a further compound of Formula I. For example, reaction with thionyl chloride will provide a compound of Formula I wherein X is chloro. Reaction of this compound with a nucleophile such as sodium azide, pyrrolidine, methanethiol, or morpholine will afford a compound of Formula I wherein X is azido, 1-pyrrolidino, thiomethyl, or 1-morpholino, respectively. Reduction of an azido compound provides a compound of Formula I wherein X is amino. Such an amino compound can be acylated to form a compound wherein X is alkylamido.

Some compounds of Formula I can be prepared by a similar reaction scheme wherein the group X is introduced directly in step (4) in which case hydroxyalkyl substituents will be tolerated at the 1-position with appropriate use of the various protection and deprotection steps.

SUBSTITUTE SHEET

- 16 -

Substituents at the 2-position can be introduced by reacting a compound of Formula XIII



10

wherein R and R₅ are as defined above, with a lithiating agent such a lithium diisopropylamide or n-butyllithium in a polar aprotic solvent to afford a compound lithiated on the 2-methyl group. The lithiated compound can then be reacted with an appropriate reagent containing a leaving group capable of being displaced by the lithiated 2-methyl group, such as, e.g., chloromethylmethylether or N-methoxy-N-methylacetamide, in order to elaborate the 2-methyl group. Such compounds can then be carried on as appropriate to compounds of Formula I.

15

20

While not all compounds of Formula I can be prepared by the illustrated reaction scheme, known schemes can be easily adapted by those skilled in the art in order to prepare compounds other than those exemplified herein. For example, compounds wherein R₁ is alkenyl can be prepared using the general schemes or adaptations thereof set forth in U.S. Pat. No. 4,929,624 (Gerster et al.) and compounds wherein R₁ is hydrogen can be prepared using the general schemes or adaptations thereof set forth in commonly assigned copending application 07/484,761 (Gerster), both being incorporated herein by reference. A further synthetic scheme that can be used by those skilled in the art in the preparation of some of the compounds of the invention is disclosed in U.S. Pat. No. 4,988,815 (Andre' et al.) incorporated herein by reference. Further, those skilled in the art will recognize that

25

30

35

- 17 -

alteration of reaction sequence and utilization of conventional synthetic alternatives will allow the preparation of the compounds of the invention not amenable to the illustrated scheme.

5 The product compound of Formula I can be isolated by the conventional means disclosed in U.S. Pat. No. 4,689,338 (Gerster), such as, for example, removal of the solvent and recrystallization from an appropriate solvent (e.g., N,N-dimethylformamide) or
10 solvent mixture, or by dissolution in an appropriate solvent (such as methanol) and re-precipitation by addition of a second solvent in which the compound is insoluble.

 A compound of Formula I can be used as an
15 antiviral agent itself or it can be used in the form of a pharmaceutically acceptable acid-addition salt such as a hydrochloride, dihydrogen sulfate, trihydrogen phosphate, hydrogen nitrate, methanesulfonate or a salt of another pharmaceutically acceptable acid. A
20 pharmaceutically acceptable acid-addition salt of a compound of Formula I can be prepared, generally by reaction of the compound with an equimolar amount of a relatively strong acid, preferably an inorganic acid such as hydrochloric, sulfuric, or phosphoric acid, or
25 an organic acid such as methanesulfonic acid, in a polar solvent. Isolation of the salt is facilitated by the addition of a solvent, such as diethyl ether, in which the salt is insoluble.

 A compound of the invention can be formulated
30 for the various routes of administration in a pharmaceutically acceptable vehicle, such as water or polyethylene glycol, along with suitable adjuvants, excipients, and the like. Particular formulations will be easily selected by those skilled in the art.
35 Suitable formulations for topical application include creams, ointments and like formulations known to those skilled in the art. Formulations generally contain less than 10% by weight of a compound of Formula I,

- 18 -

preferably about 0.1% to 5% by weight of a compound of Formula I.

The compounds of Formula I exhibit antiviral activity in mammals. They can therefore be used to control viral infections. For example, a compound of Formula I can be used as an agent to control infections in mammals caused by Type II Herpes simplex virus. Compounds of Formula I can also be used to treat a herpes infection by oral, topical, or intraperitoneal administration.

A number of compounds of Formula I were tested and found to induce biosynthesis of interferon in human cells and in mice. Furthermore, a number of compounds of Formula I were tested and found to inhibit tumors in mice. The test methods and results are set forth below. These results suggest that at least certain compounds of the invention might be useful in treating other diseases such as rheumatoid arthritis, warts, eczema, Hepatitis B, psoriasis, multiple sclerosis, essential thrombocythaemia, cancer such as basal cell carcinoma, and other neoplastic diseases.

In the following Examples, all reactions were run with stirring under an atmosphere of dry nitrogen unless otherwise indicated. The particular materials and amounts thereof recited in the Example, as well as other conditions and details, should not be construed to unduly limit the invention.

EXAMPLE 1

1-(2-Methylpropyl)-1H-imidazo[4,5-c]-quinoline-2-methanol

3-Nitro-4-(2-methylpropylamino)quinoline (36.8 g; 0.15 mol) was added to a mixture of ethyl acetate (300mL), 5% Pt/C (about 1g), and magnesium sulfate (30g). The mixture was hydrogenated at about 50 psi initial pressure. When hydrogenation was complete the solids were filtered from the mixture and the ethyl acetate was evaporated. The resulting

SUBSTITUTE SHEET

- 19 -

intermediate diamine was mixed with glycolic acid (26.9 g; 0.35 mol) and the mixture was heated at 150-160°C for about 3 hr with occasional manual stirring. The reaction mixture was then dissolved in dilute
5 hydrochloric acid and treated with decolorizing carbon, and the solids were filtered from the mixture. The filtrate was made basic with ammonium hydroxide to precipitate the product as a greenish solid. The solid was filtered and dried to give 34.3 g (89.6%) of crude
10 product. The solid was reprecipitated a second time as above and the product recrystallized from ethyl acetate to give greenish crystals, m.p. 165-168°C. Analysis: Calc'd.:C, 70.6; H, 6.7; N, 16.5. Found: C, 70.4, H, 6.7; N, 16.3.

15

EXAMPLE 2

1-(2-Methylpropyl)-1H-imidazo[4,5-c]-
quinoline-2-methyl Acetate

1-(2-Methylpropyl)-1H-imidazo[4,5-c]-
20 quinoline-2-methanol (51.4 g; 0.2 mol, Example 1) was dissolved in dichloromethane (500 mL) containing triethylamine (30.9 mL; 0.22 mol). The solution was stirred at room temperature while acetyl chloride was added dropwise. The resulting solution was stirred at
25 room temperature for about 24 hr and then washed with water and aqueous sodium bicarbonate. The organic layer was dried over magnesium sulfate and evaporated to yield 58.1 g (97%) of the acetate as a brownish solid. The product was recrystallized from ethyl
30 acetate to give a tan solid m.p. 147-154°C. Analysis: Calc'd.:C, 68.7; H, 6.4; N, 14.1. Found: C, 68.1; H, 6.4; N, 13.8.

EXAMPLE 3

35 1-(2-Methylpropyl)-1H-imidazo[4,5-c]-
quinoline-2-methyl Benzoate

The compound was prepared from 1-(2-methylpropyl)-1H-imidazo[4,5-c]quinoline-2-methanol

- 20 -

(Example 1) using benzoyl chloride in the general method of Example 2.

EXAMPLE 4

5 2-Acetoxyethyl-1-(2-methylpropyl)-1H-
 imidazo[4,5-c]quinoline 5N Oxide
 1-(2-Methylpropyl)-1H-imidazo[4,5-c]-
 quinoline-2-methyl acetate (63.0 g; 0.21 mol, Example
 2) was suspended in ethanol (475mL) and 32% peracetic
10 acid (89 mL; 0.42 mol) was added to the mixture. The
 mixture was heated at 50°C with stirring for 2 hr. The
 solid dissolved upon heating and after about 1 1/2 hr a
 heavy precipitate formed. The precipitate was filtered
 from the mixture and dried to yield 33.7 g of the
15 N-oxide. The filtrate was concentrated to 100 mL and
 an additional 15.2 g of solid was collected. A total
 crude yield of 48.9 g (74.3%) was obtained. The
 material was recrystallized from ethanol to give pale
 yellow crystals m.p. 233-240°C. Analysis: Calc'd.:C,
20 65.1; H, 6.1; N, 13.4. Found: C, 64.6; H, 6.1; N, 13.2.

EXAMPLE 5

2-Benzoyloxymethyl-1-(2-methylpropyl)-1H-
 imidazo[4,5-c]quinoline 5N Oxide
25 The compound was prepared using 1-(2-
 methylpropyl)-1H-imidazo[4,5-c]quinoline-2-methyl
 benzoate (Example 3) in the method of Example 4 and
 recrystallized from ethyl acetate to give a pure
 product, m.p. 192-195°C. Analysis: Calc'd.:C, 70.4; H,
30 5.6; N, 11.2. Found: C, 70.6; H, 5.7; N, 11.2.

EXAMPLE 6

4-Chloro-1-(2-methylpropyl)-1H-imidazo-
 [4,5-c]quinoline-2-methyl Acetate
35 2-Acetoxyethyl-1-(2-methylpropyl)-1H-
 imidazo[4,5-c]quinoline 5N oxide (48.9 g; 0.156 mol,
 Example 4) was suspended in dichloromethane (500 mL)
 and phosphorous oxychloride (17.5 mL; 0.187 mol) was

SUBSTITUTE SHEET

- 21 -

added dropwise to the stirred suspension. The vigorous reaction was controlled by adjusting the rate of addition. When addition was complete the mixture was stirred at reflux for 1 hr. The mixture was then

5 cautiously neutralized with sodium bicarbonate. All solid dissolved in the dichloromethane. The organic layer was separated, dried over magnesium sulfate, and evaporated to yield 43.6 g (84.2%) of crude product. A small amount was purified by silica gel flash

10 chromatography (ethyl acetate as eluent) and recrystallized from ethyl acetate to give a pure sample m.p. 182-188°C. Analysis: Calc'd.: C, 61.5; H, 5.5; N, 12.7. Found: C, 61.5; H, 5.4; N, 12.6.

15

EXAMPLE 7

4-Chloro-1-(2-methylpropyl)-1H-imidazo-
[4,5-c]quinoline-2-methyl Benzoate

The compound was prepared using 2-benzoyloxymethyl-1-(2-methylpropyl)-1H-imidazo[4,5-

20 c]quinoline-5N-oxide (Example 5) in the method of Example 6 and recrystallized from ethyl acetate/hexane for analysis and characterization. m.p. 143-150°C. Analysis: Calc'd.: C, 67.1; H, 5.1; N, 10.7. Found: C, 67.2; H, 5.1; N, 10.6.

25

EXAMPLE 8

4-Chloro-1-(2-methylpropyl)-1H-imidazo-
[4,5-c]quinoline-2-methanol

4-Chloro-1-(2-methylpropyl)-1H-imidazo-

30 [4,5-c]quinoline-2-methyl benzoate (14.3 g; 0.36 mol, Example 7) was suspended in dry methanol (350 mL). The mixture was made basic (pH 10) with 25% sodium methoxide. The mixture was stirred at room temperature for 5 hr after which time only a trace of starting

35 material was detected by silica gel TLC (ethyl acetate eluent). The mixture was made acidic with acetic acid and then concentrated to dryness. The residue was slurried in ether. The solid was filtered from the

- 22 -

mixture and then suspended in aqueous sodium hydroxide. The product was filtered from the mixture, washed with water, and dried to yield 7.5 g (71.4%) of tan solid. The product was recrystallized from ethanol to yield
5 4.8 g of pure product m.p. 162-166°C. Analysis:
Calc'd.: C, 62.2; H, 5.6; N, 14.5. Found: C, 62.2; H, 5.6; N, 14.3.

EXAMPLE 9

10 4-Amino-1-(2-methylpropyl)-1H-imidazo-
[4,5-c]quinoline-2-methanol
4-Chloro-1-(2-methylpropyl)-1H-imidazo-
[4,5-c]quinoline-2-methyl benzoate (5.0 g; 0.13 mol,
Example 7) was added to 15% methanolic ammonia (50 mL).
15 The mixture was heated in a Parr bomb for 7 hr at
175°C. The resulting solution was evaporated to reduce
the volume. A sticky solid crystallized from the
solution. The solid was filtered from the mixture and
slurried in aqueous sodium bicarbonate solution. The
20 resulting solid was filtered from the mixture, washed
with water, and dried to yield 2.1 g (61.7%) of crude
product which was recrystallized from ethanol several
times to yield pure product m.p. 226-231°C. Analysis:
Calc'd.: C, 66.6; H, 6.7; N, 20.7. Found: C, 66.4; H,
25 6.5; N, 20.4.

EXAMPLE 10

2-Chloromethyl-1-(2-methylpropyl)-1H-
imidazo[4,5-c]quinolin-4-amine Hydrochloride
30 4-Amino-1-(2-methylpropyl)-1H-imidazo-
[4,5-c]quinoline-2-methanol (5.0 g; 0.0185 mol, Example
9) was added in small portions to vigorously stirred
thionyl chloride (25 mL). The resulting mixture was
stirred at room temperature overnight. The mixture was
35 diluted with 100 mL of ether, and the solid was
filtered from the mixture and dried thoroughly. The
product was pure enough for further reactions. A
sample was recrystallized from ethanol to give a pure

- 23 -

product which melted with decomposition from 279-292°C.
Analysis: Calc'd.: C, 55.4; H, 5.6; N, 17.2. Found: C,
55.3; H, 5.5; N, 17.1.

5

EXAMPLE 11

2-Azidomethyl-1-(2-methylpropyl)-1H-imidazo-
[4,5-c]quinolin-4-amine

2-Chloromethyl-1(2-methylpropyl)-1H-
imidazo[4,5-c]quinolin-4-amine hydrochloride (2.5 g;
10 0.0077 mol, Example 10) was suspended in
N-methylpyrrolidone (15 mL). A solution of lithium
azide (2.3 g) in water (45 mL) was added to the
suspension. The resulting mixture was heated on the
steam bath for 2 hr and then diluted with water (about
15 45 mL). The tan solid was washed with water and dried
to yield 1.4 g (60.9%) of crude product. The solid was
recrystallized from ethanol to give a pure product m.p.
174-178°C. Analysis: C, 61.0; H, 5.8; N, 33.2. Found:
C, 60.9; H, 5.6; N, 32.6.

20

EXAMPLE 12

1-(2-Methylpropyl)-2-morpholinomethyl-1H-imidazo-
[4,5-c]quinolin-4-amine

2-Chloromethyl-1-(2-methylpropyl)-1H-
25 imidazo[4,5-c]quinolin-4-amine hydrochloride (Example
10, prepared from 2.0 g of the corresponding alcohol)
was added to morpholine (5 mL). The mixture was
refluxed for 4 hr. The resulting solution was cooled
to room temperature. A solid precipitated. The solid
30 was filtered from the mixture and slurried in aqueous
sodium bicarbonate solution. The product was filtered
from the mixture, washed with water, and dried to yield
1.7 g (68.0%) of solid, which was recrystallized from
ethanol to give a pure product m.p. 228-234°C.
35 Analysis: Calc'd.: C, 67.2; H, 7.4; N, 20.6. Found: C,
67.3; H, 7.9; N, 20.6.

- 24 -

EXAMPLE 13

1-(2-Methylpropyl)-2-pyrrolidinomethyl-1H-imidazo[4,5-c]quinolin-4-amine

The pyrrolidinomethyl compound was prepared from 2-chloromethyl-1-(2-methylpropyl)-1H-imidazo[4,5-c]quinolin-4-amine hydrochloride (Example 10) by substituting pyrrolidine for morpholine in the method of Example 12. A crude yield of 1.90 g (63.3%) was obtained. Recrystallization of the crude solid from ethanol gave the pure product. m.p. 172-187°C. Analysis: Calc'd.: C, 70.6; H, 7.8; N, 21.7. Found: C, 70.6; H, 7.8; N, 21.5.

EXAMPLE 14

4-Amino-1-(2-methylpropyl)-1H-imidazo[4,5-c]quinoline-2-methanamine

2-Azidomethyl-1(2-methylpropyl)-1H-imidazo[4,5-c]quinolin-4-amine (3.2g, 0.0108 mol, Example 11) was added to ethanol (300 mL) and 5% Pd/C (about 1g) was added to the mixture. The mixture was hydrogenated on a Parr apparatus until hydrogen uptake stopped. Hydrogen was removed and the mixture was flushed with hydrogen to regenerate the catalyst. Hydrogenation was resumed. This procedure was repeated until no more hydrogen was absorbed. The catalyst was filtered from the mixture and the filtrate was evaporated. The residue was recrystallized several times from ethanol to give yellowish crystals m.p. 287-291°C. Analysis: Calc'd.: C, 66.9; H, 7.1; N, 26.0. Found: C, 66.5; H, 7.2; N, 25.1.

EXAMPLE 15

N-Acetyl-4-amino-1-(2-methylpropyl)-1H-imidazo[4,5-c]quinoline-2-methanamine

4-Amino-1-(2-methylpropyl)-1H-imidazo[4,5-c]quinoline-2-methanamine (1.1 g; 0.004 mol, Example 14) was added to acetic anhydride (3 mL). The mixture was stirred at room temperature for 5 hrs. The

- 25 -

solution was then diluted with methanol (50 mL) and refluxed for 1 hr. The solution was concentrated and the residue made basic with aqueous sodium bicarbonate solution. The oily residue was extracted into
5 dichloromethane. The extracts were dried over magnesium sulfate and evaporated to dryness. The residue was recrystallized from ethyl acetate to yield pure product m.p. 214-218°C. Analysis: Calc'd.: C, 65.6; H, 6.8; N, 22.5. Found: C, 65.1; H, 6.6; N, 22.0.
10

EXAMPLE 16

α -Methyl-1-(2-methylpropyl)-1H-imidazo-
[4,5-c]quinoline-2-methanol

3-Amino-4-(2-methylpropylamino) quinoline
15 (29.0 g; 0.135 mol) and lactic acid (36 mL; 0.48 mol) were mixed and heated at 140°C for 6 hr. The mixture was then dissolved in dilute hydrochloric acid and treated with charcoal. The solids were filtered from the mixture. The filtrate was made basic with ammonium
20 hydroxide to precipitate the product as an oil. The oil was extracted into ethyl acetate. The ethyl acetate solution was treated with decolorizing carbon and the solids were filtered from the mixture. The filtrate was evaporated to dryness to yield a greenish
25 oil which was pure enough for further reactions. A small sample was triturated with hexane to obtain a solid which was recrystallized from ethyl acetate for analysis. m.p. 152-166°C. Analysis: Calc'd.; C, 71.4; H, 7.11; N, 15.6. Found: C, 71.1; H, 7.33; N, 15.4.
30

EXAMPLE 17

α -Methyl-1-(2-methylpropyl)-1H-imidazo-
[4,5-c]quinoline-2-methyl Benzoate

α -Methyl-1-(2-methylpropyl)-1H-imidazo-
35 [4,5-c]quinoline-2-methanol (20.0 g; 0.074 mol, Example 16) was dissolved in dichloromethane (200 mL) and triethylamine (11.4 mL; 0.082 mol) was added to the solution. Benzoyl chloride (9.5 mL; 0.082 mol) was

SUBSTITUTE SHEET

- 26 -

added dropwise to the stirred solution. The mixture was stirred at room temperature for 6 hr. The solution was washed with water and aqueous sodium bicarbonate solution, dried over magnesium sulfate and evaporated to yield 26.6 g of greenish, viscous oil. The product was pure enough for the following N-oxidation step but a small sample was purified by silica gel flash chromatography (ethyl acetate eluent) for analysis and characterization. m.p. 158-163°C. Analysis: Calc'd.: C, 74.0; H, 6.2; N, 11.3. Found: C, 73.7; H, 6.2; N, 11.2.

EXAMPLE 18

α -Methyl-1-(2-methylpropyl)-1H-imidazo-
[4,5-c]quinoline-2-methyl Benzoate 5N Oxide
 α -Methyl-1-(2-methylpropyl)-1H-imidazo-
[4,5-c]quinoline-2-methyl benzoate (11.7 g; 0.031 mol, Example 17) was added to ethanol and 32% peracetic acid (11.1 mL; 0.0092 mol) was added to the solution. The mixture was heated at 65°C for 5 hr. The solution was then evaporated to dryness. The residue was treated with aqueous sodium bicarbonate solution. The product was extracted into ethyl acetate, dried over magnesium sulfate, and evaporated to yield an oily residue containing a trace of starting material. The crude product was used in subsequent reactions.

EXAMPLE 19

4-Chloro- α -methyl-1-(2-methylpropyl)-1H-
imidazo[4,5-c]quinoline-2-methyl Benzoate
 α -Methyl-1-(2-methylpropyl)-1H-imidazo-
[4,5-c]quinoline-2-methyl benzoate 5N oxide (9.2 g; 0.0236 mol, Example 18) was added to dichloromethane (200 mL). Phosphorous oxychloride (2.6 mL; 0.0283 mol) was added to the solution. The reaction mixture was stirred at room temperature for 2 1/2 hr. The solution was evaporated and the residue was mixed with water and ammonium hydroxide. The oil was extracted into ethyl

- 27 -

acetate. The extracts were dried over magnesium sulfate and evaporated to dryness. A yield of 7.6 g (79.2%) of product was obtained as a glassy solid, which was used as such for the next reaction.

5

EXAMPLE 20

4-Amino- α -methyl-1-(2-methylpropyl)-1H-imidazo[4,5-c]quinoline-2-methanol

4-Chloro- α -methyl-1-(2-methylpropyl)-1H-imidazo[4,5-c]quinoline-2-methyl benzoate (3.7 g; 0.009 mol, Example 19) was added to 15% methanolic ammonia (50 mL). The mixture was heated in a Parr bomb at 165°C for 6 hr. The resulting reaction mixture was evaporated and the residue was slurried in aqueous sodium bicarbonate. The product was extracted into dichloromethane, and the extracts were washed with aqueous sodium bicarbonate and dried over magnesium sulfate. The organic extracts were evaporated to dryness to yield an oily solid. The solid was purified by silica gel column chromatography to yield two products, the intended product and the 4-(N-methyl) derivative. The intended product ($R_f = 0.36$ silica gel TLC, ethyl acetate eluent) was recrystallized from ethanol to yield a solid m.p. 190-195°C. Analysis: Calc'd.: C, 67.6; H, 7.1; N, 19.7. Found: C, 67.6; H, 7.1; N, 19.7. The 4-(N-methyl) derivative was recrystallized from ethyl acetate to give a solid, m.p. 145-149°C. Analysis: Calc'd.: C, 68.4; H, 7.4; N, 18.8. Found: C, 68.3; H, 7.4; N, 18.7.

30

EXAMPLE 21

α,α -Dimethyl-1-(2-methylpropyl)-1H-imidazo[4,5-c]quinoline-2-methanol

3-Amino-4-(2-methylpropyl amino) quinoline (28.7 g; 0.133 mol) and 2-hydroxyisobutyric acid (27.8 g; 0.267 mol) were mixed and the mixture was heated at 160°C for 5 hrs. Water was added to the dark mixture and a green oil formed. The oil was extracted with

- 28 -

ether to yield 8.6 g of an oil which contained two products. The mixture was purified by silica gel column chromatography to yield 3.2 g of the intended product. A small amount was recrystallized from ethyl acetate for analysis and characterization. m.p. 156-164°C. Analysis: Calc'd.: C, 72.1; H, 7.5; N, 14.8. Found: C, 71.9; H, 7.4; N, 14.6.

EXAMPLE 22

4-Chloro- α,α -dimethyl-1-(2-methylpropyl)-1H-imidazo[4,5-c]quinoline-2-methanol
 α,α -Dimethyl-1-(2-methylpropyl)-1H-imidazo[4,5-c]quinoline-2-methanol (3.0 g; 0.0106 mol, Example 21) was dissolved in ethanol (30 mL) and 32% peracetic acid (3.8 mL; 0.0108 mol) was added. The mixture was heated at 65°C for 4 hr. The solution was concentrated and the residue was slurried in aqueous sodium bicarbonate solution. The oily product was extracted into ethyl acetate. The extracts were dried over magnesium sulfate and evaporated to dryness. A yield of 2.8 g of N oxide as a yellow solid was obtained. The intermediate N oxide was added to dichloromethane and 1.1 eq of phosphorous oxychloride was added to the vigorously stirred mixture. The mixture was stirred at room temperature overnight and then concentrated. The residue was slurried in aqueous sodium bicarbonate and extracted into ethyl acetate. The product was purified by silica gel flash chromatography (10% ethyl acetate in dichloromethane). A small amount was recrystallized from ethyl acetate to give a solid, m.p. 205-210°C. Analysis: C, 64.2; H, 6.3; N, 13.2. Found: C, 64.2; H, 6.3; N, 13.1.

EXAMPLE 23

4-Amino- α,α -dimethyl-1-(2-methylpropyl)-1H-imidazo[4,5-c]quinoline-2-methanol
4-Chloro- α,α -dimethyl-1-(2-methylpropyl)-1H-imidazo[4,5-c]quinoline-2-methanol (Example 22) was aminated

SUBSTITUTE SHEET

- 29 -

in a Parr bomb at 150°C using 15% methanolic ammonia. The product was purified by silica gel column chromatography (5% methanol in ethyl acetate as eluent). The product was then recrystallized from ethyl acetate/hexane to give a solid, m.p. 214-217°C. Analysis: Calc'd.: C, 68.4; H, 7.4; N, 18.8. Found: C, 68.2; H, 7.4; N, 18.7.

EXAMPLE 24

10

1-Phenylmethyl-1H-imidazo[4,5-c]-
quinoline-2-methanol

3-amino-4-(benzylamino) quinoline (9.5 g; 0.038 mol) and glycolic acid (6.8 g; 0.089 mol) were mixed and the mixture was heated at 150°C for about 4 hr. The dark mixture was then dissolved in dilute hydrochloric acid with heating. Upon cooling a precipitate formed and was filtered from the mixture. The solid was dissolved in hot water. The solution was then made basic with ammonium hydroxide to precipitate the product. A second, less pure, small crop was obtained from the original filtrate by making it basic with ammonium hydroxide. The solid was triturated in ethyl acetate to give a green colored powder. Total yield was 82%. The product was recrystallized from methanol to give a pure sample m.p. 211-213°C. Analysis: Calc'd.: C, 74.7; H, 5.2; N, 14.5. Found: C, 74.4; H, 5.1; N, 14.4.

15

20

25

EXAMPLE 25

30

1-Phenylmethyl-1H-imidazo[4,5-c]-
quinoline-2-methyl Acetate

1-Phenylmethyl-1H-imidazo[4,5-c]quinoline-2-methanol (7.5 g; 0.026 mol, Example 24) was added to dichloromethane (70 mL). Acetic anhydride (5.7 mL) and pyridine (3.1 mL) were added to the mixture. The mixture was refluxed for about 6 hr and the solids were then filtered from the mixture. The filtrate was evaporated and the residue was filtered, slurried

35

- 30 -

consecutively in water and methanol/water. The solid was then filtered from the mixture and dried to yield 6.7 g (74.4%) of product. The solid was recrystallized from methanol. m.p. 216-218°C. Analysis: C, 72.5; H, 5.2; N, 12.7. Found: C, 72.1; H, 5.1; N, 12.6.

EXAMPLE 26

1-Phenylmethyl-1H-imidazo[4,5-c]-
quinoline-2-methyl Acetate 5N Oxide

10 1-Phenylmethyl-1H-imidazo[4,5-c]quinoline-2-methyl acetate (6.7 g; 0.019 mol, Example 25) and 32% peracetic acid (4.6 mL; 0.0214 mol) were added to a mixture of ethyl acetate (125 mL) and ethanol (250 mL). The mixture was refluxed for 6 hr. The solution was
15 evaporated to dryness and the residue was slurried with aqueous sodium bicarbonate solution. The solid was filtered from the mixture, washed with water, and dried to yield 7.2 g of crude product. The crude product was recrystallized from ethyl acetate. m.p. 229-232°C.
20 Analysis: Calc'd.: C, 69.2; H, 4.9; N, 12.1. Found: C, 69.1; H, 4.9; N, 12.0.

EXAMPLE 27

4-Amino-1-phenylmethyl-1H-imidazo[4,5-c]-
quinoline-2-methanol

25 1-Phenylmethyl-1H-imidazo[4,5-c]quinoline-2-methyl acetate 5N oxide (5.6 g; 0.0162 mol, Example 26) was suspended in a mixture of dichloromethane (150 mL) and ammonium hydroxide (55 mL). The mixture was cooled
30 to 0-5°C. A solution of p-toluenesulfonyl chloride (3.4 g; 0.0178 mol) in dichloromethane (25mL) was added dropwise to the vigorously stirred mixture while maintaining the temperature at 0-5°C. When the addition was complete the mixture was allowed to stir
35 at room temperature overnight. The dichloromethane was then evaporated from the mixture and the solid was filtered from the mixture. The tan solid was washed with water and dried to yield 5.5 g of product which

SUBSTITUTE SHEET

- 31 -

was found to be the acetate of the intended product. The acetate was added to a mixture of methanol (300 mL) and dichloromethane (100 mL). The mixture was made basic with 25% methanolic sodium methoxide. After
5 about 1/2 hr the product began to precipitate from solution. The solid was filtered from the mixture, washed sequentially with water and methanol, and dried to yield 3.1 g (64.6%). A sample was recrystallized from methanol/dichloromethane. m.p. >300°C. Analysis:
10 Calc'd.: C, 71.0; H, 5.3; N, 18.4. Found: C, 71.1, H, 5.0; N, 18.1.

EXAMPLE 28

2-Chloromethyl-1-phenylmethyl-1H-imidazo-
15 [4,5-c]quinolin-4-amine Hydrochloride
4-Amino-1-phenylmethyl-1H-imidazo[4,5-c]-
quinoline-2-methanol (2.0 g; 0.0066 mol, Example 27)
was added in small portions to thionyl chloride (10
mL). After stirring at room temperature for 30 min the
20 product had crystallized from solution. The mixture was diluted with dry ether (75 mL). The solid was filtered from the mixture, washed with ether, and thoroughly dried. The product was used as such without further characterization or purification.

25

EXAMPLE 29

2-Morpholinomethyl-1-phenylmethyl-1H-imidazo-
[4,5-c]quinolin-4-amine
2-Chloromethyl-1-phenylmethyl-1H-imidazo-
30 [4,5-c]quinolin-4-amine hydrochloride (Example 28, prepared from 2.0 g of the alcohol) was added to morpholine (5.0 mL) and the mixture was refluxed for 4 hr. The mixture was then cooled to room temperature and the solid was filtered from the mixture. The solid
35 was slurried in aqueous sodium bicarbonate solution, filtered from the mixture, and dried. A crude yield of 2.0 g of product as a white solid was obtained. The crude product was recrystallized from

- 32 -

methanol/dichloromethane. m.p. >300°C. Analysis:
Calc'd.: C, 70.7; H, 6.2; N, 18.8. Found: C, 70.4;
H, 6.2; N, 18.6.

5

EXAMPLE 30

4-Amino-N-hydroxyethyl-N-methyl-1-phenylmethyl-1H-
imidazo[4,5-c]quinoline-2-methanamine Hemihydrate

2-Chloromethyl-1-phenylmethyl-1H-imidazo-
[4,5-c]quinolin-4-amine hydrochloride (Example 28,
10 prepared from 1.4 g of the alcohol) was added to
N-methylethanolamine (20 mL). The mixture was heated
in an oil bath for 3 hr at about 130°C. The solution
was diluted with water and the mixture extracted with
diethyl ether (7x200 mL). The combined extracts were
15 washed with saturated sodium chloride solution and
evaporated to dryness to yield an orange solid. The
crude product was recrystallized from
methanol/dichloromethane. m.p. 188-195°C. Analysis:
Calc'd.: C, 68.1; H, 6.5; N, 18.9. Found: C, 68.4; H,
20 6.5; N, 18.7.

EXAMPLE 31

2-Methylthiomethyl-1-phenylmethyl-1H-imidazo-
[4,5-c]quinolin-4-amine

2-Chloromethyl-1-phenylmethyl-1H-imidazo-
25 [4,5-c]quinolin-4-amine hydrochloride (Example 28,
prepared from 2.11 g of the alcohol) was added to a
solution of methanethiol (1.33 g; 0.028 mol) and sodium
methoxide (1.5g; 0.028 mol) in methanol. The solid
30 dissolved upon addition and a cream colored solid
precipitated during addition. After stirring at room
temperature for several hours the mixture was diluted
with water. The solid was filtered from the mixture,
washed with water, and dried. A crude yield of 2.3 g
35 was obtained. The product was purified by silica gel
flash chromatography (10% methanol in ethyl acetate
eluent) and recrystallized from
methanol/dichloromethane to give a cream colored solid,

SUBSTITUTE SHEET

- 33 -

m.p. 217-219°C. Analysis: Calc'd.: C, 68.2; H, 5.4; N, 16.8. Found: C, 67.5; H, 5.3; N, 16.6.

EXAMPLE 32

5 2-Methoxymethyl-1-(2-methylpropyl)-1H-
 imidazo[4,5-c]quinoline
 3-Amino-4-(2-methylpropylamino)quinoline
 (5.0 g; 0.023 mol) and methoxyacetic acid (20 mL) were
 mixed and heated at about 200°C until all bubbling had
 10 stopped. Heating was continued for 5-10 min longer and
 the dark solution was allowed to cool to room
 temperature. The solution was diluted with water, made
 strongly basic with 50% sodium hydroxide and extracted
 with ether. The combined extracts were dried over
 15 magnesium sulfate and evaporated to dryness to yield
 5.2 g of crude product. The crude product was used as
 such for further reactions. A small sample was
 recrystallized from ether to yield nearly colorless
 crystals, m.p. 96-99°C. Analysis: Calc'd: C, 71.4; H,
 20 7.1; N, 15.6. Found: C, 71.1; H, 7.0; N, 15.6.

EXAMPLE 33

2-Methoxymethyl-1-(2-methylpropyl)-1H-
 imidazo[4,5-c]quinoline 5N Oxide Monohydrate
 25 2-Methoxymethyl-1-(2-methylpropyl)-1H-
 imidazo[4,5-c]quinoline (5.0 g; 0.0186 mol, Example 32)
 was added to ethyl acetate (100 mL) containing 32%
 peracetic acid (4.9 g; 0.0206 mol). The solution was
 refluxed for about 15 min. The solution was then
 30 evaporated. The residue was slurried in aqueous sodium
 bicarbonate and the solid was filtered from the
 mixture. A second crop was obtained by allowing the
 filtrate to stand overnight at room temperature. A
 combined yield of 4.6 g (86.8%) of crude product was
 35 obtained. A pure sample was obtained by recrystallized
 from isopropyl alcohol. m.p. broad; Analysis: Calc'd.:
 C, 63.5; H, 7.0; N, 13.8. Found: C, 63.5; H, 6.7; N,
 13.8.

SUBSTITUTE SHEET

- 34 -

EXAMPLE 34

2-Methoxymethyl-1-(2-methylpropyl)-1H-
imidazo[4,5-c]quinolin-4-amine

2-Methoxymethyl-1-(2-methylpropyl)-1H-
5 imidazo[4,5-c]quinoline 5N oxide (4.0 g; 0.014 mol, Example 33) was dissolved in dichloromethane (80 mL). Concentrated ammonium hydroxide (30 mL) was added to the solution. The mixture was cooled to 0-5°C and vigorously stirred as a solution of p-toluenesulfonyl
10 chloride (2.9 g; 0.015 mol) in dichloromethane (15 mL) was added dropwise. The temperature was maintained at 0-5°C during addition. When addition was complete the mixture was stirred at room temperature for 1 hr. The dichloromethane was separated from the aqueous layer,
15 dried over magnesium sulfate, and evaporated to dryness to yield 1.7 g of a tan powder. Two recrystallizations from isopropyl alcohol gave an analytically pure sample, m.p. 157-160°C which analyzes for a quarter mole of water. Analysis: Calc'd.: C, 66.5; H, 7.2; N,
20 19.4. Found: C, 66.9; H, 6.9; N, 19.0.

EXAMPLE 35

1-(2-Methoxyethyl)-2-methoxymethyl-
1H-imidazo[4,5-c]quinoline

25 4-(2-Methoxyethylamino)-3-nitroquinoline (16.24 g; 0.066 mol) was added to a mixture of ethyl acetate (1500 mL), 5% platinum on carbon (1 g), and magnesium sulfate (6 g). The mixture was hydrogenated on a Parr apparatus at 30 psi initial pressure. When
30 the hydrogenation was complete, the solids were filtered off and the ethyl acetate was evaporated. The resulting diamine intermediate was heated with methoxyacetic acid (70 mL) at 150°C for 2-3 hours and then at 120°C for 2-3 hours. The reaction mixture was
35 poured into water (400 mL), made strongly basic with 6N sodium hydroxide and then extracted with ether (3 x 200 mL). The ether extracts were combined, washed with brine then evaporated to provide 9.9 g of an oil which

SUBSTITUTE SHEET

- 35 -

crystallized on standing. The aqueous layers were extracted again with ether (4 x 200 mL). The extracts were combined, washed with brine and evaporated. The residue was recrystallized from ethyl acetate to provide 1.5 g yellow needles. Analysis: Calc'd: C, 66.4; H, 6.3; N, 15.5; Found: C, 66.6; H, 6.4; N, 16.1.

EXAMPLE 36

1-(2-Methoxyethyl)-2-methoxymethyl-1H-
imidazo[4,5-c]quinoline 5N Oxide

10

1-(2-Methoxyethyl)-2-methoxymethyl-1H-imidazo[4,5-c]quinoline (13.3 g, 0.044 mol, Example 35) was dissolved in warm ethyl acetate (150 mL) and 32% peracetic acid (12.0 mL) was slowly added to the solution. The mixture was heated at reflux for 2-3 hours and then allowed to stand at room temperature overnight. The resulting precipitate was collected, rinsed with ethyl acetate then coevaporated with toluene to yield 2.6 g of a solid. The ethyl acetate filtrate was evaporated. The resulting residue was taken up in about 300 mL of water and made basic with concentrated ammonium hydroxide. The resulting precipitate was collected, rinsed with water, coevaporated with toluene and dried to provide 5.6 g of solid. A total crude yield of 8.2 g was obtained and the material was used in subsequent reactions.

15

20

25

EXAMPLE 37

1-(2-Methoxyethyl)-2-methoxymethyl-1H-
imidazo[4,5-c]quinolin-4-amine

30

1-(2-Methoxyethyl)-2-methoxymethyl-1H-imidazo[4,5-c]quinoline 5N oxide (7.67 g; 0.027 mol, Example 36) was dissolved in methylene chloride (100 mL) and cooled to 0-5°C. Cold concentrated ammonium hydroxide (75 mL) was added with stirring and continued cooling and a precipitate formed. A solution of p-toluenesulfonyl chloride (5.59 g; 0.029 mol) in methylene chloride (20 mL) was slowly added with

35

- 36 -

continued stirring and cooling. The mixture was maintained at 0-5°C for about 30 minutes after the addition and then stirred at room temperature overnight. The methylene chloride was evaporated from the mixture and the solid was filtered from the mixture. The volume of the aqueous filtrate was reduced under a stream of nitrogen and the resulting precipitate was collected, rinsed with water and dried to provide 5.1 g of a solid. The solid was taken up in water, acidified with concentrated hydrochloric acid then filtered. The filtrate was made basic with 6N sodium hydroxide. The resulting precipitate was collected, rinsed with water and dried to provide colorless needles, m.p. 126-127°C. Analysis: Calc'd: C, 62.9; H, 6.3; N, 19.6; Found: C, 62.9; H, 6.05; N, 19.3.

EXAMPLE 38

2-Ethoxymethyl-1-(2-methylpropyl)-
1H-imidazo-4,5-clquinoline
4-(2-Methylpropylamino)-3-nitroquinoline
(30.5 g; 0.12 mol) was added to a mixture of ethyl acetate (800 mL), 5% platinum on carbon (1.5 g) and magnesium sulfate (10 g). The mixture was hydrogenated on a Parr apparatus at an intitial hydrogen pressure of 30 psi. When the hydrogenation was complete, the solids were removed and the ethyl acetate was evaporated. The resulting intermediate diamine was mixed with ethoxyacetic acid (80.5 mL) and heated with stirring at 130°C for 2-3 hours. The reaction mixture was cooled, poured into 400 mL of water and then made basic with 6N sodium hydroxide. A green solid was collected and dried to provide 8.8 g of the desired product. The structure was confirmed by nuclear magnetic resonance spectroscopy. The filtrate was extracted with ether (4 x 150 mL). The ether extracts were combined then evaporated to provide 11.2 g of a

SUBSTITUTE SHEET

- 37 -

green solid. The solids were combined and used in subsequent reactions.

EXAMPLE 39

5 2-Ethoxymethyl-1-(2-methylpropyl)-
 1H-imidazo[4,5-c]quinoline 5N Oxide
 2-Ethoxymethyl-1-(2-methylpropyl)-1H-
imidazo[4,5-c]quinoline (17.4 g; 0.061 mol, Example 38)
was dissolved in warm ethyl acetate (150 mL) and 32%
10 peracetic acid (14.5 mL) was slowly added to the
solution. The mixture was refluxed for 2-3 hours and
then cooled to room temperature. The precipitate was
collected, rinsed with a small amount of ethyl acetate
and dried to provide 6.3 g of white solid. The
15 structure was confirmed by nuclear magnetic resonance
spectroscopy. This material was used in subsequent
reactions.

EXAMPLE 40

20 2-Ethoxymethyl-1-(2-methylpropyl)-
 1H-imidazo[4,5-c]quinolin-4-amine
 2-Ethoxymethyl-1-(2-methylpropyl)-1H-
imidazo[4,5-c]quinoline 5N oxide (6.0 g; 0.02 mol,
Example 39) was suspended in methylene chloride (150
25 mL) and cooled to 0-5°C. Concentrated ammonium
hydroxide (60 mL) was cooled to 0-5°C and added to the
suspension. A solution of p-toluenesulfonyl chloride
(4.2 g; 0.022 mol) in methylene chloride (20 mL) was
slowly added to the mixture with stirring. The mixture
30 was allowed to stir at room temperature overnight. The
methylene chloride was evaporated and the resulting
precipitate was collected and rinsed with water to give
6.3 g of crude material. The crude material was
trituated with ether. The solid was collected, rinsed
35 with ether and dried to give an analytically pure
sample, m.p. 133-137°C that analyzed for half a mole of
water. Analysis: Calc'd: C, 66.5; H, 7.4; N, 18.2;
Found: C, 67.0; H, 7.3; N, 18.2.

SUBSTITUTE SHEET

- 38 -

EXAMPLE 41

4-(3-Methoxypropylamino)-3-nitroquinoline

4-Hydroxy-3-nitroquinoline (19.0 g, 0.10 mol) was suspended in methylene chloride (250 mL). Thionyl chloride (8.0 mL, 0.11 mol) was combined with dimethylformamide (8.5 mL, 0.11 mol) and slowly added to the suspension. The resulting mixture was stirred and heated at reflux for about 2 hours.

3-Methoxypropylamine (10.25 g, 0.115 mol) was combined with triethylamine (15 mL, 0.20 mol) and slowly added to the mixture with stirring. A vigorous heat of reaction was observed. The mixture was evaporated and the residue was suspended in water. The suspension was acidified with concentrated hydrochloric acid. A dark solid was collected. The filtrate was made basic with concentrated ammonium hydroxide. The precipitate was collected, rinsed with water, and dried to provide 8.4 g of a yellow solid, m.p. 93-95°C. The dark solid was suspended in 2 liters of water, acidified with concentrated hydrochloric acid, heated on a steam bath for 2-3 hours and then filtered while still hot. The filtrate was made basic with concentrated ammonium hydroxide. The precipitate was collected, rinsed with water, and dried to provide 9.2 g of a yellow solid, m.p. 93-95°C. Analysis: Calc'd: C, 59.8; H, 5.8; N, 16.1; Found: C, 59.6; H, 5.7; N, 16.0.

EXAMPLE 42

2-Ethoxymethyl-1-(3-methoxypropyl)-30 1H-imidazo[4,5-c]quinoline

4-(3-methoxypropylamino)-3-nitroquinoline (14.6 g; 0.056 mol, Example 41) was added to a mixture of ethyl acetate (1300 mL), 5% platinum on carbon (1.0 g), and magnesium sulfate (5.0 g). The mixture was hydrogenated on a Parr apparatus at an initial hydrogen pressure of 30 psi. When the hydrogenation was complete, the solids were removed and the ethyl acetate was evaporated. The residual intermediate diamine was

SUBSTITUTE SHEET

- 39 -

mixed with ethoxyacetic acid (60 mL) and heated at 120°C for about 8 hours. The reaction mixture was cooled to room temperature, poured into water, made basic with 6N sodium hydroxide and then extracted with ether (5 x 100 mL). The ether extracts were combined, dried with magnesium sulfate, then evaporated. The residue was purified by silica gel chromatography (20% methanol in ethyl acetate as eluent) to give 13.3 g of a green oil. This material was used in subsequent reactions.

EXAMPLE 43

2-Ethoxymethyl-1-(3-methoxypropyl)-
1H-imidazo[4,5-c]quinoline 5N Oxide

2-Ethoxymethyl-1-(3-methoxypropyl)-1H-imidazo[4,5-c]quinoline (13.3 g; 0.044 mol, Example 42) was dissolved in ethyl acetate (150 mL) and 32% peracetic acid (12 mL) was slowly added to the solution. The reaction mixture was heated at reflux for 3-4 hours then cooled to room temperature. The mixture was evaporated. The residue was diluted with water (300 mL), made basic with concentrated ammonium hydroxide, then extracted with ether (7 x 100 mL). The ether extracts were combined, dried with magnesium sulfate and evaporated to provide a small amount of a yellow oil. The aqueous base layer was then extracted with ethyl acetate (6 x 100 mL). The ethyl acetate extracts were combined, washed with brine, dried over magnesium sulfate and evaporated to provide a yellow solid. The solid was coevaporated with toluene to provide 3.56 g of a yellow crystalline solid. The structure was confirmed by nuclear magnetic resonance spectroscopy. The material was used in subsequent reactions.

35

- 40 -

EXAMPLE 44

2-Ethoxymethyl-1-(3-methoxypropyl)-
1H-imidazo[4,5-c]quinolin-4-amine

2-Ethoxymethyl-1-(3-methoxypropyl)-1H-
5 imidazo[4,5-c]quinolin-4-amine 5N oxide (3.5 g; 0.011
mol, Example 43) was dissolved in methylene chloride
(25 mL) and cooled to 0-5°C. Concentrated ammonium
hydroxide (35 mL) was cooled to 0-5°C then added to the
solution. The resulting mixture was stirred for about
10 15 minutes. A solution of p-toluenesulfonyl chloride
(2.33 g; 0.012 mol) in methylene chloride (10 mL) was
slowly added with stirring. The reaction mixture was
stirred at 0-5°C for an additional 30 minutes and then
at room temperature overnight. The methylene chloride
15 was evaporated. The resulting precipitate was
collected, rinsed with water then recrystallized first
from ethyl acetate and then from dichloroethane to give
a crystalline solid, m.p. 123.5-125°C. Analysis:
Calc'd: C, 64.95; H, 7.05; N, 17.8; Found: C, 65.0; H,
20 7.0; N, 17.7.

EXAMPLE 45

1-(2-Methylpropyl)- α -phenyl-1H-
imidazo[4,5-c]quinoline-2-methanol

25 3-Amino-4-(2-methylpropylamino)quinoline
(43.5 g; 0.20 mol) and formic acid (300 mL) were
combined and heated on a steam bath for several hours.
The reaction mixture was concentrated under vacuum,
diluted with water, basified with ammonium hydroxide
30 then extracted twice with ether. The ether extracts
were treated with activated charcoal then combined for
a total volume of 1200 mL. The volume was reduced to
500 mL, cooled, then filtered to provide 31.1 g of a
light green crystalline solid
35 1-(2-methylpropyl)-1H-imidazo[4,5-c]quinoline.
1-(2-Methylpropyl)-1H-imidazo[4,5-c]quinoline
(4 g; 0.017 mol) was dissolved in tetrahydrofuran (50
mL) then cooled to -78°C. A 7.75 mL portion of n-butyl

SUBSTITUTE SHEET

- 41 -

lithium (2.5 M in hexanes) was added dropwise to the cooled solution. At 15 minutes post addition, benzaldehyde (2.7 mL; 0.027 mol) was added and the reaction mixture was allowed to warm slightly. The reaction was quenched with water then diluted with ethyl ether. The ether was separated, dried with magnesium sulfate then concentrated under vacuum. The resulting residue was purified by silica gel chromatography using 5% methanol in methylene chloride as the eluent to give an oily yellow solid. This material was recrystallized from methylene chloride/hexane to provide a white crystalline solid, m.p. 160-166°C. Analysis: Calc'd: C, 76.1; H, 6.4; N, 12.7; Found: C, 75.9; H, 6.3; N, 12.7.

15

EXAMPLE 46

1-(2-Methylpropyl)- α -phenyl-1H-
imidazo[4,5-c]quinoline-2-methyl Acetate

1-(2-Methylpropyl)- α -phenyl-1H-

imidazo[4,5-c]quinoline-2-methanol (3 g; 9 mmol, Example 45) was dissolved in methylene chloride (50 mL) then combined with acetic anhydride (1.3 mL; 13.5 mmol) and triethylamine (1.6 mL; 11.8 mol) and stirred at room temperature overnight. The reaction mixture was diluted with methylene chloride, washed sequentially with water and saturated sodium bicarbonate solution, dried over magnesium sulfate and concentrated under vacuum. The resulting residue was purified by silica gel flash chromatography (50% ethyl acetate in methylene chloride as eluent) to provide a white solid. The structure was confirmed by nuclear magnetic resonance spectroscopy.

25

30

- 42 -

EXAMPLE 47

2-(α -Acetoxybenzyl)-1-(2-methylpropyl)-1H-imidazo[4,5-c]quinoline 5N Oxide1-(2-Methylpropyl)- α -phenyl-1H-

5 imidazo[4,5-c]quinoline-2-methyl acetate (3 g; 8 mmol, Example 46) was dissolved in ethyl acetate (50 mL) then combined with peracetic acid (2.2 g; 8.8 mmol) and heated at reflux for about an hour. The reaction mixture was allowed to cool and then was stirred at
10 room temperature for several days. The resulting precipitate was collected, rinsed with ethyl acetate and dried to provide 2.6 g of a solid. The structure was confirmed by nuclear magnetic resonance spectroscopy.

15

EXAMPLE 48

4-Amino-1-(2-methylpropyl)- α -phenyl-1H-imidazo[4,5-c]quinoline-2-methanol2-(α -acetoxybenzyl)-1-(2-methylpropyl)-1H-

20 imidazo[4,5-c]quinoline 5N oxide (2.6 g; 6.7 mmol, Example 47) was dissolved in methylene chloride (40 mL), combined with benzoyl isocyanate (1.2 g; 7.3 mmol) and heated at reflux for about one hour. The reaction mixture was diluted with methylene chloride, washed
25 with water, dried over magnesium sulfate and concentrated under vacuum. The residue was taken up in methanol, combined with a catalytic amount of 25% sodium methoxide in methanol, and heated at reflux for several hours. The reaction product was purified by
30 silica gel chromatography using 2-5% methanol in methylene chloride then recrystallized from ethyl acetate-hexane. The recrystallized material was co-evaporated twice with methylene chloride to provide about 0.5 g of a solid, m.p. 125-140°C. Analysis:
35 Calc'd: C, 72.8; H, 6.4; N, 16.2; Found: C, 71.9; H, 5.6; N, 15.6. Mass spectrum m/z = 347.

SUBSTITUTE SHEET

- 43 -

EXAMPLE 49

2-(α -Methoxybenzyl)-1-(2-methylpropyl)-
1H-imidazo[4,5-c]quinoline1-(2-Methylpropyl)- α -phenyl-1H-

5 imidazo[4,5-c]quinoline-2-methanol (5.0 g; 15 mmol, Example 45) was dissolved in N,N-dimethylformamide (25 mL) then added to a cooled (0-5°C) suspension of sodium hydride (0.5 g; 16.6 mmol) in N,N-dimethylformamide (100 mL). The reaction mixture was stirred at room
10 temperature for about one hour then combined with methyl iodide (1.4 mL; 22.6 mmol). Stirring was continued until the reaction was complete as indicated by thin layer chromatography. The reaction mixture was diluted with ether then quenched with water. The ether
15 layer was separated, washed twice with water, dried over magnesium sulfate then evaporated under vacuum. The residue was triturated with methylene chloride/hexane to provide 4.5 g of a solid. The structure was confirmed by nuclear magnetic resonance
20 spectroscopy.

EXAMPLE 50

2-(α -Methoxybenzyl)-1-(2-methylpropyl)-
1H-imidazo[4,5-c]quinoline 5N oxide

25 2-(α -Methoxybenzyl)-1-(2-methylpropyl)-1H-imidazo[4,5-c]quinoline (4.5 g; 13 mmol, Example 49) was dissolved in ethyl acetate (70 mL), combined with peracetic acid (3.4 g; 14 mmol) and heated at reflux for several hours. The reaction mixture was diluted
30 with ethyl acetate, washed with water, dried over magnesium sulfate and concentrated under vacuum. The residue was purified by silica gel chromatography (1-5% methanol in methylene chloride as eluent) to give 3.9 g of an oil which solidified on standing. The structure
35 was confirmed by nuclear magnetic resonance spectroscopy.

SUBSTITUTE SHEET

- 44 -

EXAMPLE 51

2-(α -Methoxybenzyl)-1-(2-methylpropyl)-1H-
imidazo[4,5-c]quinolin-4-amine

2-(α -Methoxybenzyl)-1-(2-methylpropyl)-1H-
5 imidazo[4,5-c]quinoline 5N oxide (3.9 g; 10.8 mmol,
Example 50) was dissolved in methylene chloride (60 mL)
then mixed with ammonium hydroxide (20 mL). The
mixture was cooled in an ice bath while a solution of
p-toluenesulfonyl chloride (2.2 g; 11.8 mmol) in
10 methylene chloride (20 mL) was added. The reaction
mixture was allowed to warm to room temperature and
then was stirred for several hours. The organic phase
was separated, washed with water, dried over magnesium
sulfate and concentrated under vacuum. The residue was
15 recrystallized from ethyl acetate/hexane to provide 2.5
g of a solid, m.p. 183-184°C. Analysis: Calculated:
C, 73.3; H, 6.7; N, 15.5; Found: C, 73.1; H, 6.7; N,
15.3.

20

EXAMPLE 52

α -(4-Chlorophenyl)-1-(2-methylpropyl)-
1H-imidazo[4,5-c]quinoline-2-methanol

Using the method of Example 45,
1-(2-methylpropyl)-1H-imidazo[4,5-c]quinoline (2.5 g)
25 was reacted with 4-chlorobenzaldehyde to provide 3.1 g
of a yellow solid. The structure was confirmed by
nuclear magnetic resonance spectroscopy.

EXAMPLE 53

30 α -(4-Chlorophenyl)-1-(2-methylpropyl)-1H-
imidazo[4,5-c]quinoline-2-methyl Acetate

Using the method of Example 46,
 α -(4-chlorophenyl)-1-(2-methylpropyl)-1H-imidazo-
[4,5-c]quinoline-2-methanol (2.6 g, 7.1 mmol, Example
35 52) was reacted with acetic anhydride to provide the
desired product as a thick oil. The structure was
confirmed by nuclear magnetic resonance spectroscopy.

- 45 -

EXAMPLE 54

2-(α -Acetoxy-4-chlorobenzyl)-1-(2-methylpropyl)-
1H-imidazo[4,5-c]quinoline 5N Oxide

Using the method of Example 47,

5 α -(4-chlorophenyl)-1-(2-methylpropyl)-1H-
imidazo[4,5-c]quinoline-2-methyl acetate (2.9 g, 7.1
mmol, Example 53) was oxidized with peracetic acid to
provide the 5N oxide as an oil.

10

EXAMPLE 55

4-Amino- α -(4-chlorophenyl)-1-(2-methylpropyl)-
1H-imidazo[4,5-c]quinoline-2-methanol

Using the method of Example 48,

2-(α -acetoxy-4-chlorobenzyl)-1-(2-methylpropyl)-
15 1H-imidazo[4,5-c]quinoline 5N oxide (3.3 g, 7.8 mmol,
Example 54) was reacted with benzoyl isocyanate and
hydrolyzed to provide 0.8 g of the desired product as a
solid, m.p. 140-145°C. Analysis: Calculated: C,
66.2; H, 5.6; N, 14.7; Found: C, 65.6; H, 5.5; N,
20 14.4.

EXAMPLE 56

α -Butyl-1-(2-methylpropyl)-1H-
imidazo[4,5-c]quinoline-2-methanol

25

Using the method of Example 45,

1-(2-methylpropyl)-1H-imidazo[4,5-c]quinoline (20 g; 89
mmol) was reacted with valeraldehyde to provide 11.6 g
of the desired product as a solid.

30

EXAMPLE 57

2-(1-Acetoxypropyl)-1-(2-methylpropyl)-
1H-imidazo[4,5-c]quinoline

Using the general method of Example 46,

α -butyl-1-(2-methylpropyl)-1H-imidazo[4,5-c]quinoline-2
35 -methanol (11.6 g; 37 mmol, Example 56) was reacted
with acetic anhydride to provide the desired product.

- 46 -

EXAMPLE 58

2-(1-Acetoxypropyl)-1-(2-methylpropyl)-
1H-imidazo[4,5-c]quinoline 5N Oxide

Using the general method of Example 47,

5 2-(1-acetoxypropyl)-1-(2-methylpropyl)-1H-
imidazo[4,5-c]quinoline (11.5 g; 32 mmol, Example 57)
was oxidized with peracetic acid to provide the desired
5N oxide.

10

EXAMPLE 59

2-(1-Acetoxypropyl)-1-(2-methylpropyl)-
1H-imidazo[4,5-c]quinolin-4-amine

Using the general method of Example 51,

2-(1-acetoxypropyl)-1-(2-methylpropyl)-1H-imidazo-
15 [4,5-c]quinoline 5N oxide (12 g; 32 mmol, Example 58)
was reacted with tosyl chloride and ammonium hydroxide
to provide the desired amine.

EXAMPLE 60

20

4-Amino- α -butyl-1-(2-methylpropyl)-
1H-imidazo[4,5-c]quinoline-2-methanol HemihydrateSeveral drops of 25% sodium methoxide in
methanol were added to a solution of

2-(1-acetoxypropyl)-1-(2-methylpropyl)-1H-imidazo-
25 [4,5-c]quinolin-4-amine (12 g; 32 mmol, Example 59) in
methanol and the resulting mixture was heated at reflux
for about one hour. The reaction was concentrated
under vacuum to provide a solid. A portion of this
solid was taken up in a large volume of methylene
30 chloride, washed with water, dried over magnesium
sulfate and reduced to a volume of about 50 mL. The
resulting precipitate was collected and dried to
provide 2.6 g of a white crystalline solid, m.p.
208-211°C. Analysis: Calculated: C, 68.0; H, 8.1; N,
35 16.7; Found: C, 67.8; H, 7.7; N, 16.6.

- 47 -

EXAMPLE 61

2-(1-Methoxypentyl)-1-(2-methylpropyl)-
1H-imidazo[4,5-c]quinolin-4-amine

Sodium hydride (0.32 g; 10.1 mmol) was added
5 to a suspension of 4-amino- α -butyl-1-(2-methylpropyl)-
1H-imidazo[4,5-c]quinoline-2-methanol (3 g; 9.2 mmol,
Example 60) and the resulting mixture was stirred for
about 2 hours. Methyl iodide (0.82 mL; 13.8 mmol) was
10 added to the mixture and stirring was continued
overnight. Thin layer chromatography indicated that
the reaction was incomplete so sodium hydride (0.25 g)
was added followed two hours later by methyl iodide (1
mL). The reaction was stirred for several additional
15 hours then quenched with water and diluted with ethyl
acetate. The organic layer was separated, washed with
water, dried over magnesium sulfate and concentrated
under vacuum to provide an oil. The oil was purified
by silica gel chromatography (1-3% methanol in
methylene chloride as eluent) to provide 0.5 g of a
20 solid, m.p. 125-128°C. Analysis: Calculated: C,
70.55; H, 8.3; %N, 16.5; Found: C, 70.2; H, 8.3; N,
16.0.

EXAMPLE 62

25 2-[1-(1-Morpholino)pentyl]-1-(2-methylpropyl)-
1H-imidazo[4,5-c]quinolin-4-amine

Thionyl chloride (1 mL; 13.8 mmol) was added
to a chilled (0-5°C) suspension of 4-amino- α -butyl-1-
(2-methylpropyl)-1H-imidazo[4,5-c]quinoline-2-methanol
30 (3 g; 9.2 mmol, Example 60) in methylene chloride (30
mL). The resulting mixture was stirred for several
hours. Morpholine (8 mL; 90 mmol) was added and the
reaction mixture was heated at reflux until thin layer
chromatography indicated that the reaction was
35 complete. The reaction mixture was diluted with
additional methylene chloride, then water and ammonium
hydroxide were added. The organic layer was separated,
washed with water, dried over magnesium sulfate and

SUBSTITUTE SHEET

- 48 -

concentrated under vacuum. The residue was purified by sequential silica gel chromatography using ethyl acetate as the eluent in the first column and 1-4% methanol in methylene chloride as the eluent in the second column to give about 1 g of the desired product as a solid m.p. 95-100°C which analyzes for a third of a mole of water. Analysis: Calculated: C, 68.8, H, 8.45; N, 17.4; Found: C, 68.7; H, 8.1; N, 17.4.

10

EXAMPLE 63

α -Methyl-1-(2-methylpropyl)-1H-imidazo[4,5-c]quinoline-2-methanol

Using the general method of Example 45, 1-(2-methylpropyl)-1H-imidazo[4,5-c]quinoline (20 g; 89 mmol) was reacted with acetaldehyde to provide the desired product. The structure was confirmed by nuclear magnetic resonance spectroscopy.

20

EXAMPLE 64

2-(1-Methoxyethyl)-1-(2-methylpropyl)-1H-imidazo[4,5-c]quinoline

Using the general method of Example 49, α -methyl-1-(2-methylpropyl)-1H-imidazo[4,5-c]quinoline-2-methanol (3 g; 11 mmol, Example 63) was reacted with methyl iodide to provide 2.4 g of the desired product. The structure was confirmed by nuclear magnetic resonance spectroscopy.

30

EXAMPLE 65

2-(1-Methoxyethyl)-1-(2-methylpropyl)-1H-imidazo[4,5-c]quinoline 5N Oxide

Using the general method of Example 50, 2-(1-Methoxyethyl)-1-(2-methylpropyl)-1H-imidazo[4,5-c]quinoline (2.4 g; 8.5 mmol, Example 64) was oxidized using peracetic acid to provide the desired 5N oxide.

- 49 -

EXAMPLE 66

2-(1-Methoxyethyl)-1-(2-methylpropyl)-
1H-imidazo[4,5-c]quinolin-4-amine

Using the general method of Example 51,
5 2-(1-methoxyethyl)-1-(2-methylpropyl)-1H-imidazo-
[4,5-c]quinoline 5N oxide (2.4 g; 8 mmol, Example 65)
was aminated to provide 1 g of the desired product as a
crystalline solid, m.p. 185-189°C which analyzes for
one fourth of a mole of water. Analysis: Calculated:
10 C, 67.4; H, 7.5; N, 18.5; Found: C, 67.7; H, 7.4; N,
18.1.

EXAMPLE 67

α -Methyl-1-(2-methylpropyl)-1H-imidazo-
15 [4,5-c]quinoline-2-methyl Acetate

Using the general method of Example 46, α -
methyl-1-(2-methylpropyl)-1H-imidazo[4,5-c]-
quinoline-2-methanol (5.8g, 0.02 mol, Example 16) was
reacted with acetic anhydride to provide the desired
20 product.

EXAMPLE 68

2-(1-Acetoxyethyl)-1-(2-methylpropyl)-
25 1H-imidazo[4,5-c]quinoline 5N Oxide

Using the general method of Example 47 α -
methyl-1-(2-methylpropyl)-1H-imidazo[4,5-c]-
quinoline-2-methyl acetate, (6.3 g 0.02 mol, Example
67) was oxidized with peracetic acid to provide the
desired 5N oxide as a solid. The structure was
30 confirmed by nuclear magnetic resonance spectroscopy.

EXAMPLE 69

4-Amino- α -methyl-1-(2-methylpropyl)-1H-
35 imidazo[4,5-c]quinoline-2-methyl Acetate Hydrate

Using the general method of Example 51, 2-(1-
acetoxyethyl)-1-(2-methylpropyl)-1H-imidazo[4,5-
c]quinoline 5N oxide (4.1 g 2.5 mmol, Example 68) was
aminated to provide the desired product as a solid,

- 50 -

m.p. 152-155°C which analyzes as containing one fourth of a mole of water. Analysis: Calculated %C 65.3; %H, 6.8; %N, 16.9; Found: %C, 65.5; %H, 6.8; %N, 16.9.

5

EXAMPLE 70

2-(2-Methoxyethyl)-1-(2-methylpropyl)-
1H-imidazo[4,5-c]quinoline

Using the general method of Example 45, 2-methyl-1-(2-methylpropyl)-1H-imidazo[4,5-c]-
10 quinoline (2 g 8.4 mmol,) was reacted with 2-chloroethyl methyl ether (0.76 mL, 10 mmol) to provide the desired product. The structure was confirmed by nuclear magnetic resonance spectroscopy.

15

EXAMPLE 71

2-(2-Methoxyethyl)-1-(2-methylpropyl)-
1H-imidazo[4,5-c]quinoline 5N Oxide

Using the general method of Example 47, 2-(2-methoxyethyl)-1-(2-methylpropyl)-1H-imidazo-
20 [4,5-c]quinoline (1 g, 3.5 mmol, Example 70) was oxidized with peracetic acid to provide 0.75 g of the desired 5N oxide as a yellow solid. The structure was confirmed by nuclear magnetic resonance spectroscopy.

25

EXAMPLE 72

2-(2-Methoxyethyl)-1-(2-methylpropyl)-
1H-imidazo[4,5-c]quinolin-4-amine

Using the general method of Example 51, 2-(2-methoxyethyl)-1-(2-methylpropyl)-1H-imidazo[4,5-
30 c]quinoline 5N oxide (0.75 g, Example 71) was aminated to provide 0.4 g of the desired product as a solid, m.p. 168-170°C. Analysis: Calculated: %C, 68.4; %H, 7.4; %N, 18.8; Found: %C, 68.4; %H, 7.4; %N, 18.6.

35

- 51 -

EXAMPLE 73

1-[1-(2-Methylpropyl)-1H-imidazo[4,5-c]quinolin-2-yl]propan-2-one

2-Methyl-1-(2-methylpropyl)-1H-imidazo[4,5-c]quinoline (1 g, 4.2 mmol) was dissolved in anhydrous tetrahydrofuran (20 mL) then cooled to -78°C. A portion of lithium diisopropyl amide (2.8 mL, 4.2 mmol) was added dropwise to the cooled solution. At 10 minutes post addition, N-methoxy-N-methylacetamide (0.45 g, 4.4 mmol), prepared according to the method of T. A. Oster and T. M. Harris, Tetrahedron Letters, 24, 1851 (1983) was added. After 15 minutes the reaction was quenched with water and the resulting precipitate was collected and dried to provide the desired product as a solid. The structure was confirmed by nuclear magnetic resonance spectroscopy.

EXAMPLE 74

 α -Methyl-1-(2-methylpropyl)-1H-imidazo[4,5-c]quinoline-2-ethanol

1-[1-(2-Methylpropyl)-1H-imidazo[4,5-c]quinolin-2-yl]propan-2-one (8 g, 28.4 mmol, Example 73) was suspended in ethanol (400 mL). Sodium borohydride (1.64 g, 43.3 mmol) was added and the reaction mixture was stirred at room temperature for about 2 hours. Methanol (about 20 mL) was added and stirring was continued over night. Water was added then the solvents were removed under vacuum. The residue was partitioned between methylene chloride and water. The methylene chloride layer was separated, dried over magnesium sulfate then concentrated under vacuum to give the desired product. The structure was confirmed by nuclear magnetic resonance spectroscopy.

EXAMPLE 75

2-(2-Methoxypropyl)-1-(2-methylpropyl)-1H-imidazo[4,5-c]quinoline

α -Methyl-1-(2-methylpropyl)-1H-imidazo[4,5-c]quinoline-2-ethanol (6.5 g, 23 mmol, Example 74) was

- 52 -

dissolved in N,N-dimethylformamide (50 mL) then cooled to 0°C. Sodium hydride (0.8 g, 25 mmol), 80% dispersion in mineral oil) was added and the resulting mixture was stirred at 0°C for about 1 hour. Methyl iodide (2.2 mL, 34 mmol) was added and the resulting mixture was stirred at 0°C for about 1 hour and then allowed to warm to room temperature. The reaction was quenched with water and then diluted with ethyl acetate. The organic layer was separated, washed several times with water, dried over magnesium sulfate then concentrated under vacuum. The resulting residue was purified by silica gel chromatography using 2-5% methanol in methylene chloride to give about 3 g of the desired product. The structure was confirmed by nuclear magnetic resonance spectroscopy.

EXAMPLE 76

2-(2-Methoxypropyl)-1-(2-methylpropyl)-
1H-imidazo[4,5-c]quinoline 5N Oxide

Using the general method of Example 47, 2-(2-methoxypropyl)-1-(2-methylpropyl)-1H-imidazo[4,5-c]quinoline (3 g, 10 mmol, Example 75) was oxidized with peracetic acid to provide 2.1 g of the desired 5N oxide as a solid, m.p. 125-130°C. The structure was confirmed by nuclear magnetic resonance spectroscopy.

EXAMPLE 77

2-(2-Methoxypropyl)-1-(2-methylpropyl)-
1H-imidazo[4,5-c]quinolin-4-amine

Using the general method of Example 51, 2-(2-methoxypropyl)-1-(2-methylpropyl)-1H-imidazo[4,5-c]quinoline 5N oxide (2 g, 6.4 mmol, Example 76) was aminated to provide 1.3 g of the desired product as a solid, m.p. 139-141°C. Analysis: Calculated: %C, 69.2; %H, 7.7; %N, 17.9; Found: %C, 69.1; %H, 7.8; %N, 17.8.

- 53 -

EXAMPLE 78

 α -Methyl-1-(2-methylpropyl)-1H-imidazo[4,5-c]quinoline-2-ethyl Acetate

Using the general method of Example 46, α -methyl-1-(2-methylpropyl)-1H-imidazo[4,5-c]quinoline-2-ethanol (9.4 g, 33 mmol, Example 74) was reacted with acetic anhydride to provide the desired product. The structure was confirmed by nuclear magnetic resonance spectroscopy.

10

EXAMPLE 79

2-(2-Acetoxypropyl)-1-(2-methylpropyl)-1H-imidazo[4,5-c]quinoline 5N Oxide

Using the general method of Example 47, α -methyl-1-(2-methylpropyl)-1H-imidazo[4,5-c]quinoline-2-ethyl acetate (10.7 g, 33 mmol, Example 78) was oxidized with peracetic acid to provide the desired 5N oxide. The structure was confirmed by nuclear magnetic resonance spectroscopy.

20

EXAMPLE 80

4-Amino- α -methyl-1-(2-methylpropyl)-1H-imidazo[4,5-c]quinoline-2-ethyl Acetate

Using the general method of Example 51, 2-(2-acetoxypropyl)-1-(2-methylpropyl)-1H-imidazo[4,5-c]quinoline 5N oxide (10.5 g, 30 mmol, Example 79) was aminated to provide the desired product. The structure was confirmed by nuclear magnetic resonance spectroscopy.

30

EXAMPLE 81

4-Amino- α -methyl-1-(2-methylpropyl)-1H-imidazo[4,5-c]quinoline-2-ethanol

Using the general method of Example 60, 4-amino- α -methyl-1-(2-methylpropyl)-1H-imidazo[4,5-c]quinoline-2-ethyl acetate (10.2 g, 30 mmol, Example 80) was hydrolyzed to provide 2 g of the desired product as a solid, m.p. 196-197.5°C. Analysis:

- 54 -

Calculated : %C, 68.4; %H, 7.4; %N, 18.8; Found: %C, 68.6; %H, 7.5; %N, 18.9.

EXAMPLE 82

5 7-Chloro-4-(2-hydroxy-2-methylpropylamino)-
 3-nitroquinoline

 Using the general method of Example 41, 7-chloro-4-hydroxy-3-nitroquinoline (18 g, 80 mmol,) was chlorinated using thionyl chloride. After the
10 chlorination was complete, as indicated by thin layer chromatography, the reaction mixture was allowed to cool to room temperature. Triethylamine (28 mL, 200 mmol) and 2-amino-2-methyl-2-propanol (10.3 g, 96 mmol) were added and the reaction mixture was heated at
15 reflux for about 1 hour. The reaction mixture was cooled in an ice bath and the resulting precipitate was collected and dried to provide the desired product as a solid. The structure was confirmed by nuclear magnetic resonance spectroscopy.

20

EXAMPLE 83

7-Chloro- α,α -dimethyl-2-ethoxymethyl-
 1H-imidazo[4,5-c]quinoline-1-ethanol

 Using the general method of Example 42, 7-chloro-4-(2-hydroxy-2-methylpropylamino)-3-nitroquinoline (18.5 g, 63 mmol, Example 82) was reduced and the resulting diamine reacted with ethoxyacetic acid to provide the desired product as a
25 thick, green oil.

30

EXAMPLE 84

7-Chloro-2-ethoxymethyl-1-(2-hydroxy-2-methylpropyl)-
 1H-imidazo[4,5-c]quinoline 5N Oxide

 Using the general method of Example 47, 7-chloro- α,α -dimethyl-2-ethoxymethyl-1H-imidazo-
35 [4,5-c]quinoline-1-ethanol (20.9 g, 63 mmol, Example 83) was oxidized with peracetic acid to provide 14.8 g of the desired oxide as a solid.

SUBSTITUTE SHEET

- 55 -

EXAMPLE 85

4-Amino-7-chloro- α,α -dimethyl-2-ethoxymethyl-
1H-imidazo[4,5-c]quinoline-1-ethanol

Using the general method of Example 51, 7-
5 chloro-2-ethoxymethyl-1-(2-hydroxy-2-methylpropyl)-1H-
imidazo[4,5-c]quinoline 5N oxide (14.8 g, 42 mmol,
Example 84) was aminated to provide 8.6 g of the
desired product as a solid, m.p. 238-240°C. Analysis:
Calculated: %C, 58.5; %H, 6.1; %N, 16.1; Found: %C,
10 58.4; %H, 6.0; %N, 16.0.

EXAMPLE 86

 α,α -Dimethyl-2-hydroxymethyl-1H-
imidazo[4,5-c]quinoline-1-ethanol

Using the general method of Example 24, 3-
15 amino-4-(2-hydroxy-2-methylpropylamino)quinoline (45 g,
0.19 mol) was reacted with glycolic acid to provide
35.7 g of the desired product as a tan solid. The
structure was confirmed by nuclear magnetic resonance
20 spectroscopy.

EXAMPLE 87

1-(2-Hydroxy-2-methylpropyl)-
1H-imidazo[4,5-c]quinoline-2-methyl Acetate

Using the general method of Example 2, α,α -
25 dimethyl-2-hydroxymethyl-1H-imidazo[4,5-c]quinoline-1-
ethanol (35.0 g, 0.13 mol, Example 86) was reacted with
acetyl chloride to provide 32.3 g of a tan solid.
Nuclear magnetic resonance spectroscopy showed that the
30 tan solid contained the desired product plus about 10
percent of the diester. The material was used without
additional purification.

EXAMPLE 88

35 2-Acetoxyethyl-1-(2-hydroxy-2-methylpropyl)-
1H-imidazo[4,5-c]quinoline 5N Oxide

Using the general method of Example 47, 1-(2-
hydroxy-2-methylpropyl)-1H-imidazo[4,5-c]quinoline-2-

- 56 -

methyl acetate (31 g, Example 87) was oxidized with peracetic acid to provide 19.6 g of crude 5N oxide.

EXAMPLE 89

5 4-Chloro-1-(2-hydroxy-2-methylpropyl)-
 1H-imidazo[4,5-c]quinoline-2-methyl Acetate

A 16.7 g portion of the crude 5N oxide prepared in Example 88 was suspended in methylene chloride (1200 mL). Phosphorous oxychloride (3.5 mL)
10 was added to the suspension with vigorous stirring over a period of about 5 minutes. After about 1.5 hours, the reaction mixture was filtered to remove 7.9 g of a solid. The methylene chloride filtrate was combined with phosphorous oxychloride (1.2 mL) and stirred at
15 room temperature for about 20 hours. Saturated sodium bicarbonate solution (250 mL) was added with stirring to the reaction mixture. The layers were separated. The aqueous layer was extracted with methylene chloride. The methylene chloride layers were combined, dried over
20 magnesium sulfate and concentrated under vacuum to provide 10.2 g the desired product as a tan solid. The structure was confirmed by nuclear magnetic resonance spectroscopy.

25

EXAMPLE 90

4-Amino- α,α -dimethyl-2-hydroxymethyl-
1H-imidazo[4,5-c]quinoline-1-ethanol

Using the general method of Example 9, 4-chloro-1-(2-hydroxy-2-methylpropyl)-1H-imidazo-
30 [4,5-c]quinoline-2-methyl acetate (8.3 g, 24 mmol, Example 89) was aminated to provide 2.3 g of the desired product as a solid, m.p. 264-271°C. Analysis: Calculated: %C, 62.9; %H, 6.3; %N, 19.6; Found: %C, 62.9; %H, 6.3; %N, 19.3.

35

SUBSTITUTE SHEET

- 57 -

EXAMPLE 91

2-Ethoxymethyl-1-phenylmethyl-
1H-imidazo[4,5-c]quinoline

3-Amino-4-(phenylmethylamino)quinoline (4 g,
5 16 mmol) was combined with ethoxyacetic acid (4.5 mL,
48 mmol) and heated at 120°C for about 3 hours. The
reaction mixture was cooled to room temperature,
diluted with water and then made basic with ammonium
hydroxide. The resulting precipitate was collected to
10 provide 5.3 g of the desired product as a solid. The
structure was confirmed by nuclear magnetic resonance
spectroscopy.

EXAMPLE 92

2-Ethoxymethyl-1-phenylmethyl-
1H-imidazo[4,5-c]quinoline 5N Oxide

Using the general method of Example 47, 2-
ethoxymethyl-1-phenylmethyl-1H-imidazo[4,5-c]-
quinoline (4.5 g, 14 mmol, Example 91) was oxidized
20 with peracetic acid to provide 3.2 g of the desired 5N
oxide as a solid.

EXAMPLE 93

2-Ethoxymethyl-1-phenylmethyl-
1H-imidazo[4,5-c]quinolin-4-amine

Using the general method of Example 51, 2-
ethoxymethyl-1-phenylmethyl-1H-imidazo[4,5-c]-
quinoline 5N oxide (3.2 g, 9.6 mmol, Example 92) was
aminated to provide 1.1 g of the desired product as a
30 solid, m.p. 204-205°C. Analysis: Calculated: %C, 72.3;
%H, 6.1; %N, 16.9; Found: %C, 72.1; %H, 5.7; %N, 16.6.

EXAMPLE 94

 α,α -Dimethyl-2-methoxymethyl-
1H-imidazo[4,5-c]quinoline-1-ethanol

35 3-Amino-4-(2-hydroxy-2-
methylpropylamino)quinoline (7.5 g, 32 mmol) was
combined with methoxyacetic acid (7.5 mL, 97 mmol) and

- 58 -

heated at about 170°C for about 3 hours. The resulting
solid residue was dissolved in ethyl acetate (150 mL).
The ethyl acetate solution was extracted twice with 0.2
N sodium hydroxide, washed with water, dried over
5 magnesium sulfate, treated with activated charcoal and
then concentrated to a volume of about 50 mL. Hexane
was added to the ethyl acetate and the resulting
precipitate was collected and dried to provide 0.9 g of
the desired product as a crystalline solid, m.p. 145-
10 148°C. Analysis: Calculated: %C, 67.3; %H, 6.7; %N,
14.7; Found: %C, 67.2; %H, 6.6; %N, 14.6.

EXAMPLE 95

15 1-(2-Hydroxy-2-methylpropyl)-2-methoxymethyl-
1H-imidazo[4,5-c]quinoline 5N Oxide

Using the general method of Example 47, α,α -
dimethyl-2-methoxymethyl-1H-imidazo[4,5-c]-
quinoline-1-ethanol (6.6 g, 23 mmol, Example 94) was
oxidized with peractetic acid to provide 5.7 g of the
20 desired 5N oxide. A small sample was recrystallized
from ethyl acetate to provide an analytical sample,
m.p. 175-197°C. Analysis: Calculated: %C, 63.8; %H,
6.4; %N, 14.0; Found: %C, 63.8; %H, 6.4; %N, 13.8.

25

EXAMPLE 96

4-Amino- α,α -dimethyl-2-methoxymethyl-
1H-imidazo[4,5-c]quinoline-1-ethanol

Using the general method of Example 51, 1-(2-
hydroxy-2-methylpropyl)-2-methoxymethyl-1H-imidazo[4,5-
30 c]quinoline 5N oxide (4.7 g, 16 mmol, Example 95) was
aminated to provide 2.4 g of the desired product as a
solid, m.p. 204-207°C. Analysis: Calculated: %C, 64.0;
%H, 6.7; %N, 18.6; Found: %C, 64.1; %H, 6.8; %N, 18.6.

35

- 59 -

EXAMPLE 97

α,α -Dimethyl-2-ethoxymethyl-
1H-imidazo[4,5-c]quinoline-1-ethanol

Using the general method of Example 91, 3-
5 amino-4-(2-hydroxy-2-methylpropylamino)quinoline (46.2
g, 0.20 mol) was reacted with ethoxyacetic acid (62.5
g, 0.6 mol) to provide 53.6 g of crude product as a
greyish solid. A small amount was recrystallized from
toluene to provide 3.6 g of a colorless solid, m.p.
10 117-120°C. Analysis: Calculated: %C 68.2; %H, 7.1; %N,
14.0; Found: %C, 68.5; %H, 7.1; %N, 14.0.

EXAMPLE 98

2-Ethoxymethyl-1-(2-Hydroxy-2-methylpropyl)-
15 1H-imidazo[4,5-c]quinoline 5N Oxide

Using the general method of Example 47, α,α -
dimethyl-2-ethoxymethyl-1H-imidazo[4,5-c]quinoline-1-
ethanol (59.9 g, 0.2 mol, Example 97) was oxidized with
peracetic acid to provide 59.9 g of crude 5N oxide as a
20 solid.

EXAMPLE 99

4-Amino- α,α -dimethyl-2-ethoxymethyl-
25 1H-imidazo[4,5-c]quinoline-1-ethanol

Using the general method of Example 51, 2-
ethoxymethyl-1-(2-hydroxy-2-methylpropyl)-1H-
imidazo[4,5-c]quinoline 5N oxide (30.0 g, 0.095 mol,
Example 98) was aminated to provide 25.7 g of crude
product as an off white solid. A portion (20.3 g) of
30 the crude product was suspended in methanol (125 mL)
and methylene chloride (60 mL) was added to the
suspension. The resulting solution was treated with
charcoal then filtered. The filtrate was evaporated
under heat to remove the methylene chloride and reduce
35 the total volume to about 110 mL. The solution was then
allowed to cool to room temperature. The resulting
precipitate was collected, rinsed with methanol and
dried to provide 12.1 g of the desired product as a

- 60 -

colorless crystalline solid, m.p. 190-193°C. Analysis:
Calculated: %C, 65.0; %H, 7.1; %N, 17.8; Found: %C,
64.8; %H, 7.1; %N, 17.9.

5

EXAMPLE 100

4-Chloro- α,α -dimethyl-2-ethoxymethyl-
1H-imidazo[4,5-c]quinoline-1-ethanol
3-Amino-2-chloro-4-(2-hydroxy-2-

10 methylpropylamino)quinoline (2.0g, 7.5 mmol) was
combined with acetonitrile (80 mL). Ethoxyacetyl
chloride (0.92g, 7.5 mmol) was added to the reaction
mixture. After about 5 minutes a yellow precipitate
formed. p-Toluenesulfonic acid (0.1 g) was added and
15 the reaction mixture was heated to reflux. Refluxing
was continued for about 120 hours at which time the
reaction mixture was homogeneous. The reaction mixture
was cooled and the acetonitrile was removed under
vacuum. The resulting residue was dissolved in
20 methylene chloride and washed with dilute ammonium
hydroxide. The aqueous phase was extracted with
methylene chloride (3 x 25 mL). The organic phases
were combined, dried over magnesium sulfate and then
concentrated to provide 2.6 g of crude product as a
dark yellow solid. The crude product was recrystallized
25 from t-butylmethyl ether to provide 1.8 g of a solid.
The structure was confirmed by nuclear magnetic
resonance spectroscopy.

EXAMPLE 101

30

4-Amino- α,α -dimethyl-2-ethoxymethyl-
1H-imidazo[4,5-c]quinoline-1-ethanol

4-Chloro- α,α -dimethyl-2-ethoxymethyl-1H-
imidazo[4,5-c]quinoline-1-ethanol (1.0 g, 3 mmol,
Example 100) and 7% methanolic ammonia (30 mL) were
35 placed in a steel pressure vessel at about 150-160°C
for 6 hours. The vessel was cooled to below room
temperature and the reaction solution removed and
treated with methanolic potassium hydroxide. The

- 61 -

solution was then evaporated to a low volume and diluted with water. The resulting precipitate was collected, washed with water and dried to provide 0.7 g of the crude product as a solid. The crude product was
5 recrystallized from a mixture of ethyl acetate and methanol to provide a colorless solid.

EXAMPLE 102

10 2-Methoxymethyl-1-phenylmethyl-
1H-imidazo[4,5-c]quinoline

Using the general method of Example 91, 3-amino-4-(phenylmethylamino)quinoline (4.0 g, 16 mmol) was reacted with methoxyacetic acid (3.7 mL) to provide 4.4 g of the desired product as a solid. The structure
15 was confirmed by nuclear magnetic resonance spectroscopy.

EXAMPLE 103

20 2-Methoxymethyl-1-phenylmethyl-
1H-imidazo[4,5-c]quinoline 5N Oxide

Using the general method of Example 47, 2-methoxymethyl-1-phenylmethyl-1H-imidazo[4,5-c]-quinoline (4.4 g, 14.5 mmol, Example 102) was oxidized with peracetic acid to provide 3 g of the desired 5N
25 oxide as a solid.

EXAMPLE 104

30 2-Methoxymethyl-1-phenylmethyl-
1H-imidazo[4,5-c]quinolin-4-amine

Using the general method of Example 51, 2-methoxymethyl-1-phenylmethyl-1H-imidazo[4,5-c]-quinoline 5N oxide (3 g, 9 mmol, Example 103) was aminated to provide 2.0 g of the desired product as a solid, m.p. 202-204°C. Analysis: Calculated: %C, 71.7;
35 %H, 5.7; %N, 17.6; Found: %C, 71.4; %H, 5.7; %N, 17.4.

- 62 -

ANTIVIRAL ACTIVITY AND INTERFERON INDUCTION
IN GUINEA PIGS

The test methods described below demonstrate the ability of compounds of the invention to reduce the number and severity of lesions developed by guinea pigs infected with Type II Herpes simplex virus and to induce the biosynthesis of interferon in guinea pigs.

Female Hartley guinea pigs weighing 200 to 250 g are anesthetized with methoxyflurane (available under the tradename METAFANE™ from Pitman-Moore, Inc., Washington Crossing, NJ), after which the vaginal area is swabbed with a dry cotton swab. The guinea pigs are then infected intravaginally with a cotton swab saturated with Herpes simplex virus Type II strain 333 (1 X 10⁵ plaque forming units/mL). Guinea pigs are assigned to groups of 7 animals; one group for each treatment and one to serve as a control (vehicle treated). The compounds of the invention are formulated in water containing 5% Tween 80 (a polyoxyethylene sorbitan monooleate available from Aldrich Chemical Company, Inc., Milwaukee, WI). The guinea pigs are treated orally once daily for four consecutive days starting 24 hours after infection.

25 Antiviral Activity

Antiviral activity is evaluated by comparing lesion development in compound-treated versus vehicle-treated guinea pigs. External lesions are scored 4, 7, 8 and 9 days after infection using the following scale:

30 0 - no lesion, 1 - redness and swelling, 2 - a few small vesicles, 3 - several large vesicles, 4 - large ulcers with necrosis and 5 - paralysis. The maximum lesion score of each guinea pig is used to calculate the percentage lesion inhibition. The percentage

35 lesion inhibition is calculated as follows:

$$100 - \left(\frac{\sum \text{maximum lesion scores of treatment group} \times 100}{\sum \text{maximum lesion scores of control group}} \right)$$

- 63 -

Interferon Induction

Twenty-four hours after the initial dose of test compound has been administered, blood is obtained from 3 guinea pigs from each treatment group by cardiac
5 puncture of methoxyflurane anesthetized animals. Blood is pooled and allowed to clot at room temperature. After low speed centrifugation, serum is collected and stored at -70°C until analysis.

Interferon levels in the guinea pig serum are
10 determined in a standard microtiter assay using transformed guinea pig cells (ATCC CRL 1405). The interferon assay is done in 96 well microtiter plates. Confluent monolayers of transformed guinea pig cells are treated with dilutions of guinea pig serum made
15 with medium 199 (GIBCO, Grand Island, NY). The cell and serum dilutions are incubated at 37°C overnight. The following day, the medium and serum are removed and about 10 plaque forming units of Mengovirus are added to each well. Controls consist of wells that receive
20 no guinea pig serum (virus positive control) and wells that receive no virus (virus negative control). Cells and virus are incubated for 2 to 3 days at 37°C before quantifying for viral cytopathic effect. The viral cytopathic effect is quantified by staining with 0.05%
25 crystal violet followed by spectrophotometric absorbance measurements. The titer of interferon in serum is expressed as units/mL and is the reciprocal of the highest dilution that protects cells from virus.

Results are shown in the table below.

30

- 64 -

Antiviral Activity and Interferon Inductionin Guinea Pigs

	<u>Compound of Example</u>	<u>Dose mg/kg</u>	<u>% Lesion Inhibition</u>	<u>Reference Units/mL</u>
5	9	2	37%	266
	10	0.5	29%	not run
	11	1	100%	>12,800
	11	0.5	100%	>12,800
10	11	0.1	50%	not run
	12	2	100%	>12,800
	12	0.5	82%	>12,800
	13	2	67%	not run
	20	2	100%	not run

15

These results show that the tested compounds of the invention inhibit Herpes simplex virus type II lesions in guinea pigs. Those compounds tested were also shown to induce interferon biosynthesis in guinea pigs.

20

INTERFERON- α INDUCTION IN HUMAN CELLS

The test methods described below demonstrate the ability of compounds of the invention to induce the biosynthesis of interferon- α in human cells.

25

An in vitro human blood cell system was used to assess interferon- α induction by compounds of the invention. Activity is based on the measurement of interferon secreted into culture medium. Interferon is measured by bioassay.

30

Blood Cell Preparation for Culture

Whole blood is collected by venipuncture into EDTA vacutainer tubes. Peripheral blood mononuclear cells (PBM) are prepared by LeucoPREP™ Brand Cell Separation Tubes (available from Becton Dickinson) and cultured in RPMI 1640 medium (available from GIBCO, Grand Island, NY) containing 25 mM HEPES 4-(2-hydroxyethylpiperazine-N'-2-ethanesulfonic acid and L-glutamine (1% penicillin-streptomycin solution

SUBSTITUTE SHEET

- 65 -

added) with 10% autologous serum added. Alternatively, whole blood diluted 1:10 with RPMI 1640 medium supplemented with 25 mM HEPES and L-glutamine with 1% penicillin-streptomycin solution added can be used. 200 μ L portions of diluted whole blood or of PBM in medium are added to 96 well (flat bottom) MicroTestTMIII tissue culture plates.

Compound Preparation

10 The compounds are solubilized in water, ethanol, or dimethyl sulfoxide then diluted with distilled water, 0.01N sodium hydroxide or 0.01N hydrochloric acid. (The choice of solvent will depend on the chemical characteristics of the compound being
15 tested.) Compounds are initially tested in a concentration range of from about 0.1 μ g/mL to about 5 μ g/mL. Compounds that show induction at a concentration of 0.5 μ g/mL are then tested in a concentration range of 0.01 μ g/mL to 5.0 μ g/mL.

20

Incubation

The solution of test compound is added (in a volume less than or equal to 50 μ L) to the wells containing 200 μ L of PBM in medium or diluted whole
25 blood. Solvent and/or medium is added to control wells (i.e., wells with no test compound) and also as needed to adjust the final volume of each well to 250 μ L. The plates are covered with plastic lids, vortexed gently and then incubated for 24 hours at 37°C with a 5%
30 carbon dioxide atmosphere.

Separation

Following incubation, the plates are covered with PARAFILMTM and then centrifuged at 1000 rpm for 15
35 minutes at 4°C in a Damon IEC Model CRU-5000 centrifuge. Medium (about 175 μ L) is removed from 4 to 8 wells and pooled into 2 mL sterile freezing vials. Samples are maintained at -70°C until analysis.

SUBSTITUTE SHEET

- 66 -

Interferon Analysis/Calculation

Interferon is determined by bioassay using A549 human lung carcinoma cells challenged with encephalomyocarditis. The details of the bioassay method are described by G. L. Brennan and L. H. Kronenberg in "Automated Bioassay of Interferons in Micro-test Plates", Biotechniques, June/July; 78, 1983., incorporated herein by reference. Briefly stated the method is as follows: interferon dilutions and A549 cells are incubated at 37°C for 12 to 24 hours. The incubated cells are infected with an inoculum of encephalomyocarditis virus. The infected cells are incubated for an additional period at 37°C before quantifying for viral cytopathic effect. The viral cytopathic effect is quantified by staining followed by spectrophotometric absorbance measurements. Results are expressed as α interferon reference units/mL based on the value obtained for NIH HU IF-L standard. The interferon was identified as essentially all interferon alpha by testing in checkerboard neutralization assays against rabbit anti-human interferon (beta) and goat anti-human interferon (alpha) using A549 cell monolayers challenged with encephalomyocarditis virus. Results are shown in the table below wherein the absence of an entry indicates that the compound was not tested at the particular dose concentration. Results designated as "<" a certain number indicate that interferon was not detectable in amounts above the lower sensitivity level of the assay.

30

SUBSTITUTE SHEET

Interferon- α Induction in Human Cells

Compound of Example	α Reference Units/mL										Cell Type		
	0.01	0.05	0.10	0.50	1.0	5.0	0.01	0.05	0.10	0.50		1.0	5.0
9	<1.8	16	140	750	750	750	<1.8	16	140	750	750	750	PBM
10	---	---	<1.5	96	120	120	<1.5	---	<1.5	96	120	120	whole blood
10	<1.3	28	140	750	750	190	<1.3	28	140	750	750	190	PBM
11	---	---	330	330	250	140	---	---	330	330	250	140	whole blood
11	330	330	570	570	570	570	330	330	570	570	570	570	PBM
12	---	---	<1.8	37	140	330	<1.8	---	<1.8	37	140	330	whole blood
13	---	---	<1.9	10	10	4	<1.9	---	<1.9	10	10	4	PBM
15	---	---	<1.8	250	430	750	<1.8	---	<1.8	250	430	750	PBM
20	---	---	85	440	250	190	85	---	85	440	250	190	whole blood
20	<1.8	190	190	1000	1000	1000	<1.8	190	190	1000	1000	1000	PBM
23	---	---	<1.8	<1.8	84	250	<1.8	---	<1.8	<1.8	84	250	whole blood
27	<4	24	3300	550	370	490	3300	24	3300	550	370	490	PBM
29	---	---	<5.4	440	1000	580	<5.4	---	<5.4	440	1000	580	PBM
30	---	---	<4	<4	<4	72	<4	---	<4	<4	<4	72	PBM
31	<4	18	2500	370	280	370	2500	18	2500	370	280	370	PBM
34	<4	<4	1600	550	180	200	1600	<4	1600	550	180	200	PBM
37	---	---	<4	2500	2500	210	<4	---	<4	2500	2500	210	PBM

Interferon- α Induction in Human Cells (continued)									
α Reference Units/mL									
Dose Concentration (μ g/mL)									
Compound of Example	0.01	0.05	0.10	0.50	1.0	5.0	Cell Type		
40	---	---	680	230	210	210	PBM		
44	---	---	3000	430	430	760	PBM		
48	---	---	3100	840	330	1300	PBM		
51	---	---	<5	<5	1000	330	PBM		
55	---	---	<4	1500	1500	490	PBM		
60	---	---	1700	430	570	570	PBM		
61	---	---	64	1300	330	330	PBM		
62	---	---	<5	<5	31	760	PBM		
66	---	---	<5	<5	1000	1000	PBM		

Interferon- α Induction in Human Cells

Compound of Example	α Reference Units/mL										Cell Type
	Dose Concentration ($\mu\text{g/mL}$)										
	0.01	0.05	0.10	0.50	1.0	5.0					
69	<6.4	<6.4	1000	680	390	900	PBM				
72	----	----	200	210	220	420	PBM				
77	<6.3	<6.3	2600	390	250	280	PBM				
81	----	----	1100	2200	460	1100	PBM				
85	----	----	86	100	220	230	PBM				
90	<6.4	640	3000	640	420	580	PBM				
93	----	----	850	280	300	300	PBM				
96	<6.4	44	1200	460	1000	900	PBM				
99	28	316	280	790	790	630	PBM				
104	<2.7	<2.7	310	180	140	310	PBM				

- 70 -

These results show that the tested compounds of the invention induce interferon biosynthesis at detectable levels in human whole blood and/or PBM cells over a wide range of dose concentrations.

INTERFERON INDUCTION IN MICE

The test methods described below demonstrate the ability of compounds of the invention to induce interferon biosynthesis in mice.

For each dose level being tested, three groups (three mice per group) of CFW male mice (nonfasted; weighing 23-28 g) are dosed orally with compound. One hour later blood samples are withdrawn from the first group. The samples are pooled then centrifuged. The serum is removed from the centrifuge tube, split into two portions, then placed in freezing vials and maintained at -70°C until analysis. This procedure is repeated at 2 hours with the second group of mice and at 4 hours with the third group of mice.

Interferon Analysis/Calculation

Samples are assayed as described above in connection with the analysis of interferon induction in human cells. The results are expressed in the table below as α/β reference units/mL based on the value obtained for a mouse MU-1-IF standard. Results are shown in the table below wherein results designated as "<" a certain number indicate that interferon was not detectable in amounts above the lower sensitivity level of the assay.

- 71 -

Interferon Induction in Mice

	Compound of Example	Dose mg/kg	Reference Units/mL		
			1 hr	2 hr	4 hr
5	9	30	2900	5000	4
	9	10	330	740	≤47
	9	3	≤47	≤47	<47
	9	1	<47	<47	<47
10	10	10	<120	<120	600
	10	3	<120	<120	<120
	10	1	<120	<120	<120
	10	0.3	<120	<120	<120
15	11	30	850	2500	40
	11	10	1100	2500	280
	11	3	490	1900	30
	11	1	280	1100	71
20	12	30	850	5800	40
	12	10	850	850	40
	12	3	54	40	<18
	12	1	94	160	<18
25	13	10	700	1200	400
	13	3	230	400	130
	13	1	130	530	≤100
	13	0.3	<59	≤130	<59
30	15	10	270	3100	270
	15	3	<120	270	<120
	15	1	<120	<120	<120
	15	0.3	<120	<120	<120
35					

SUBSTITUTE SHEET

- 72 -

Interferon Induction in Mice - continued

	Compound of Example	Dose mg/kg	Reference Units/mL		
			1 hr	2 hr	4 hr
5	20	30	2200	8700	320
	20	10	2200	5000	100
	20	3	970	1200	140
	20	1	140	560	<47
10	23	30	1200	1200	140
	27	10	130	690	<45
	27	3	<59	230	<45
15	27	1	<45	<45	<45
	27	0.3	<45	<45	<45
	29	10	<45	<45	<45
	29	3	<45	<45	<45
20	29	1	<45	<45	<45
	29	0.3	<45	<45	<45
	30	10	<120	600	<120
	30	3	<120	<120	<120
25	30	1	<120	<120	<120
	30	0.3	<120	<120	<120
	31	10	960	5000	550
	31	3	420	420	320
30	31	1	<61	140	≤61
	31	0.3	<61	<61	<61
	34	10	1100	1100	180
	34	3	420	420	140
35	34	1	140	320	≤61
	34	0.3	≤61	≤61	≤61

SUBSTITUTE SHEET

- 73 -

Interferon Induction in Mice - continued

	Compound of Example	Dose mg/kg	Reference Units/mL		
			1 hr	2 hr	4 hr
5	37	10	270	≤270	≤270
	37	3	<120	<120	<120
	37	1	<120	<120	<120
	37	0.3	<120	<120	<120
10	60	10	870	3400	1100
	60	3	380	870	290
	60	1	290	1500	120
	60	0.3	120	870	≤56
	61	10	290	1100	160
15	61	3	290	500	120
	61	1	120	220	97
	61	0.3	<56	<56	<56
	62	10	380	1100	380
	62	3	220	870	160
20	62	1	<56	97	<56
	62	0.3	<56	<56	<56
	66	10	1100	2600	380
	66	3	<74	<120	<56
	66	1	<56	<56	<56
25	66	0.3	<56	<56	<56
	40	10	1600	1600	170
	40	3	990	1100	210
	40	1	450	450	110
	40	0.3	450	200	<29
30	44	10	1800	1600	790
	44	3	1000	1500	<260
	44	1	990	<260	<260
	44	0.3	~570	510	<260
	48	10	2000	2000	~540
35	48	3	1600	1600	~510
	48	1	790	940	<260
	48	0.3	<260	<260	<260
	69	10	1000	1000	≤340
	69	3	≤270	≤150	<150

SUBSTITUTE SHEET

- 74 -

Interferon Induction in Mice - continued

Compound of Example	Dose mg/kg	Reference Units/mL			
		1 hr	2 hr	4 hr	
5	69	1	<150	<150	<150
	69	0.3	<150	<150	<150
	85	10	2200	5700	~570
	85	3	1500	4300	~430
10	85	1	~980	3900	≤330
	85	0.3	670	670	<250
	90	10	750	3500	≤140
	90	3	≤130	570	≤74
	90	1	<74	<74	<74
15	90	0.3	<74	<74	<74
	93	10	2100	2900	630
	93	3	1300	1300	~260
	93	1	660	1500	340
	93	0.3	400	360	≤150
20	96	10	2900	4700	~350
	96	3	3000	10000	960
	96	1	3200	5000	1100
	96	0.3	2900	3400	620
	99	10	2500	4600	~220
25	99	3	1600	750	~220
	99	1	2200	5100	460
	99	0.3	1600	3500	390
	104	10	3400	4500	≤660
	104	3	≤660	2200	<380
30	104	1	~780	~780	~380
	104	0.3	<380	<380	<380

These results show that the tested compounds induce interferon biosynthesis at detectable levels in mice.

35

INHIBITION OF MC-26 TUMORS IN MICE

The test methods described below demonstrate the ability of compounds of the invention to inhibit tumor growth in mice.

SUBSTITUTE SHEET

- 75 -

On day 0 female CDF1 mice are inoculated i.v. with 4×10^4 MC-26 colon tumor cells in a volume of 0.2 ml of saline per mouse. The mice are sacrificed 14 days later. The lungs are removed and fixed with WARF (24% ethanol, 10% formalin, and 2% acetic acid in water) then allowed to stand for 30 minutes. The lobes are separated and the colonies are counted. Five mice are in each treatment group and comparisons are made to controls.

The mice in the treatment groups were dosed on days 3, 4, 5, 6, 7, 10, 11, 12, 13, and 14, orally with a suspension of compound (30 mg/kg) in water (10 mL/kg).

The mice in the control groups were dosed orally with saline (10 mL/kg) on days 3, 4, 5, 6, and 7, and with water (10 mL/kg) on days 10, 11, 12, 13, and 14.

Results are shown in the table below.

Inhibition of MC-26 Tumors in Mice

<u>Compound of Example</u>	<u>Number of Colonies</u>
11	204 ± 28
12	149 ± 21
31	221 ± 37
34	196 ± 20
37	123 ± 31
Control	385 ± 31

On day 0 female CDF1 mice are inoculated i.v. with 1×10^4 MC-26 colon tumor cells in a volume of 0.2 mL of saline per mouse. The mice are sacrificed 21 days later. The lungs are removed and fixed with WARF then allowed to stand for 30 minutes. The lobes are separated and the colonies are counted. Ten mice are in each treatment group and in the control group.

SUBSTITUTE SHEET

- 76 -

The mice in the control group were dosed orally with water (10 mL/Kg) on days 0, 1, 2, 3 and 4. Four mice from this group died prior to day 21.

The mice in the first treatment group were dosed on days 0, 1, 2, 3 and 4 orally with a suspension of the compound of Example 99 (1 mg/Kg) in water (10 mL/Kg). One mouse from this group died prior to day 21.

The mice in the second treatment group were dosed on days 0, 1, 2, 3 and 4 orally with a suspension of the compound of Example 99 (3 mg/Kg) in water (10 mL/Kg). All of the mice in this treatment group survived until day 21.

Results are shown in the table below.

15

Inhibition of MC-26 Tumors in Mice

<u>Treatment</u>	<u>N</u>	<u>Number of Colonies</u>
3 mg/Kg	10	17 ± 3
1 mg/Kg	9	29 ± 4
Control	6	55 ± 11

20

These results show that the tested compounds inhibit MC-26 tumor formation in mice.

INDIRECT IN-VITRO ANTIVIRAL ACTIVITY

25

The test method described below demonstrates the ability of compounds of the invention to inhibit the progress of viral infection.

Whole blood is collected by venipuncture into EDTA vacutainer tubes. Peripheral blood mononuclear cells (PBM) are isolated using Ficoll-Paque® solution (available from Pharmacia LKB Biotechnology Inc., Piscataway, NJ). The PBM are washed with phosphate buffer saline then diluted with RPMI 1640 medium (available from GIBCO, Grand Island, New York) to obtain a final concentration of 2.5×10^6 cells/mL. One mL portions of PBM in medium are placed in 15 mL polypropylene tubes. A 100 μ L portion of autologous serum is added to each tube. The test compound is

- 77 -

dissolved in dimethyl sulfoxide then diluted with RPMI 1640 medium. The solution of test compound is added to the tubes containing the PBM to give final concentrations ranging from 0.1 $\mu\text{g}/\text{mL}$ to 10 $\mu\text{g}/\text{mL}$.

5 Control tubes do not receive any test compound. The tubes are then incubated for 24 hours at 37°C with a 5% carbon dioxide atmosphere. Following incubation the tubes are centrifuged at 400 xg for 5 minutes. The supernatant is removed. The PBM's are brought up in 100
10 μL of RPMI 1640 medium and then infected with a 100 μL containing 10^5 tissue culture 50% infectious doses of vesicular stomatitis virus (VSV). The tubes are incubated for 30 minutes at 37°C to allow virus adsorption. One mL of RPMI 1640 medium is added to each
15 tube and the tubes are incubated for 48 hours at 37°C. The tubes are frozen then thawed to lyse the cells. The tubes are centrifuged at 400 xg for 5 minutes to remove cellular debris then the supernatant is assayed by serial tenfold dilutions on Vero cells in 96 well
20 microtiter plates. The infected cells are incubated for 24 hours at 37°C before quantifying for viral cytopathic effect. The viral cytopathic effect is quantified by staining with 0.05% crystal violet. Results are presented as VSV inhibition, defined as the
25 \log_{10} (control VSV yield/experimental VSV yield). Results are shown in the table below wherein the absence of an entry indicates that the compound was not tested at that particular dose concentration. Control tubes have a value of 0.

30

SUBSTITUTE SHEET

- 78 -

In-vitro Antiviral Activity

Compound of Example	VSV Yield Inhibition					
	Dose Concentration ($\mu\text{g/mL}$)					
	10	5	1.0	0.5	0.1	
5						
	15	5	5	6	-	-
	27	-	-	4	3	4
	31	6	5	5	-	-
10	40	6	7	7	-	-
	44	-	-	7	4	3
	51	-	-	5	1	0
	61	-	-	5	7	5
	66	-	-	3	2	2
15	72	-	-	5	5	5
	77	-	-	5	5	3
	81	-	-	5	4	5
	85	-	-	5	5	5
	90	-	-	5	4	5
20	93	-	-	5	5	0
	96	-	-	5	5	6
	99	-	-	5	5	5

These results show that the tested compounds are active
25 against VSV.

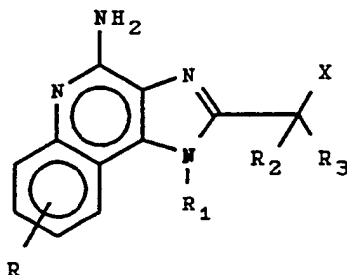
SUBSTITUTE SHEET

The Claimed Invention Is:

1. A compound of the formula:

5

10



wherein R_1 is selected from the group consisting of:

15 hydrogen; straight chain or branched chain alkyl containing one to about ten carbon atoms and substituted straight chain or branched chain alkyl containing one to about ten carbon atoms, wherein the substituent is selected from the group consisting of

20 cycloalkyl containing three to about six carbon atoms and cycloalkyl containing three to about six carbon atoms substituted by straight chain or branched chain alkyl containing one to about four carbon atoms;

25 straight chain or branched chain alkenyl containing two to about ten carbon atoms and substituted straight chain or branched chain alkenyl containing two to about ten carbon atoms, wherein the substituent is selected from the group consisting of cycloalkyl containing three to about six carbon atoms and cycloalkyl

30 containing three to about six carbon atoms substituted by straight chain or branched chain alkyl containing one to about four carbon atoms; hydroxyalkyl of one to about six carbon atoms; alkoxyalkyl wherein the alkoxy moiety contains one to about four carbon atoms and the

35 alkyl moiety contains one to about six carbon atoms; acyloxyalkyl wherein the acyloxy moiety is alkanoyloxy of two to about four carbon atoms or benzoyloxy, and the alkyl moiety contains one to about six carbon

- 80 -

atoms; benzyl; (phenyl)ethyl; and phenyl; said benzyl, (phenyl)ethyl or phenyl substituent being optionally substituted on the benzene ring by one or two moieties independently selected from the group consisting of
5 alkyl of one to about four carbon atoms, alkoxy of one to about four carbon atoms, and halogen, with the proviso that when said benzene ring is substituted by two of said moieties, then the moieties together contain no more than six carbon atoms;

10 R_2 and R_3 are independently selected from the group consisting of hydrogen, alkyl of one to about four carbon atoms, phenyl, and substituted phenyl wherein the substituent is selected from the group consisting of alkyl of one to about four carbon atoms,
15 alkoxy of one to about four carbon atoms, and halogen;

X is selected from the group consisting of alkoxy containing one to about four carbon atoms, alkoxyalkyl wherein the alkoxy moiety contains one to about four carbon atoms and the alkyl moiety contains
20 one to about four carbon atoms, haloalkyl of one to about four carbon atoms, hydroxyalkyl of one to about four carbon atoms, alkylamido wherein the alkyl group contains one to about four carbon atoms, amino, substituted amino wherein the substituent is alkyl or
25 hydroxyalkyl of one to about four carbon atoms, azido, chloro, hydroxy, 1-morpholino, 1-pyrrolidino, and alkylthio of one to about four carbon atoms; and

R is selected from the group consisting of hydrogen, straight chain or branched chain alkoxy
30 containing one to about four carbon atoms, halogen, and straight chain or branched chain alkyl containing one to about four carbon atoms;

or a pharmaceutically acceptable acid addition salt thereof.

35

2. A compound according to Claim 1, wherein R_1 contains from two to about ten carbon atoms.

- 81 -

3. A compound according to Claim 1, wherein
R₁ contains from two to about eight carbon atoms.
4. A compound according to Claim 1, wherein
5 R₁ is 2-hydroxy-2-methylpropyl or 2-methylpropyl.
5. A compound according to Claim 1, wherein
R₁ is benzyl.
- 10 6. A compound according to Claim 1, wherein
R₁ is alkoxyalkyl wherein the alkoxy moiety contains one
to about four carbon atoms and the alkyl moiety
contains two to about six carbon atoms.
- 15 7. A compound according to Claim 6, wherein
R₁ is methoxyethyl or 3-methoxypropyl.
8. A compound according to Claim 1, wherein
X is azido, ethoxy, hydroxy, methoxy, 1-morpholino, or
20 methylthio.
9. A compound according to Claim 1, wherein
R is hydrogen.
- 25 10. A compound according to Claim 1, wherein
R₂ is hydrogen and R₃ is 4-chlorophenyl.
11. A compound according to Claim 1, wherein
R₂ is hydrogen and R₃ is methyl.
- 30 12. A compound according to Claim 1, wherein
R₂ and R₃ are methyl.
13. A compound according to Claim 1, wherein
35 R₂ and R₃ are hydrogen.
14. A compound according to Claim 1, wherein
R₂ is hydrogen and R₃ is n-butyl.

SUBSTITUTE SHEET

- 82 -

15. A compound according to Claim 1, wherein R_2 is hydrogen and R_3 is phenyl.

16. A compound according to Claim 1,
- 5 selected from the group consisting of:
- N-acetyl-4-amino-1-(2-methylpropyl)-1H-imidazo[4,5-c]-
quinoline-2-methanamine;
- 4-amino-7-chloro- α,α -dimethyl-2-ethoxymethyl-1H-
imidazo[4,5-c]quinoline-1-ethanol
- 10 4-amino- α -(4-chlorophenyl)-1-(2-methylpropyl)-1H-
imidazo[4,5-c]quinoline-2-methanol;
- 4-amino- α,α -dimethyl-2-hydroxymethyl-1H-imidazo-
[4,5-c]quinoline-1-ethanol
- 4-amino- α,α -dimethyl-2-methoxymethyl-1H-imidazo-
15 [4,5-c]quinoline-1-ethanol
- 4-amino- α,α -dimethyl-1-(2-methylpropyl)-1H-imidazo-
[4,5-c]quinoline-2-methanol;
- 4-amino-N-hydroxyethyl-N-methyl-1-phenylmethyl-1H-
imidazo[4,5-c]quinoline-2-methanamine hemihydrate;
- 20 4-amino- α -methyl-1-(2-methylpropyl)-1H-imidazo[4,5-c]-
quinoline-2-ethanol
- 4-amino- α -methyl-1-(2-methylpropyl)-1H-imidazo[4,5-c]-
quinoline-2-methanol;
- 4-amino-1-(2-methylpropyl)-1H-imidazo[4,5-c]quinoline-
25 2-methanol;
- 4-amino-1-(2-methylpropyl)- α -phenyl-1H-imidazo[4,5-c]-
quinoline-2-methanol;
- 2-azidomethyl-1-(2-methylpropyl)-1H-imidazo[4,5-c]-
quinolin-4-amine;
- 30 2-chloromethyl-1-(2-methylpropyl)-1H-imidazo[4,5-c]-
quinolin-4-amine hydrochloride;
- 2-ethoxymethyl-1-(3-methoxypropyl)-1H-imidazo[4,5-c]-
quinolin-4-amine;
- 2-ethoxymethyl-1-(2-methylpropyl)-1H-imidazo[4,5-c]-
35 quinolin-4-amine;
- 2-ethoxymethyl-1-phenylmethyl-1H-imidazo[4,5-c]-
quinolin-4-amine

- 83 -

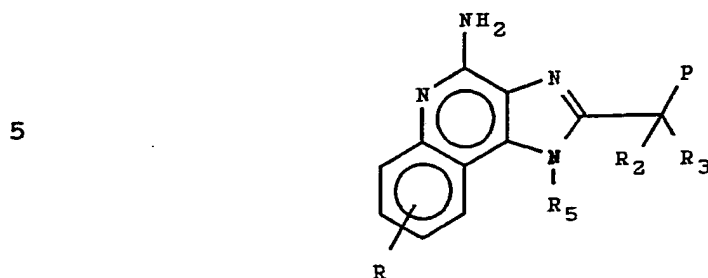
- 2-(α -methoxybenzyl)-1-(2-methylpropyl)-1H-imidazo[4,5-c]quinolin-4-amine;
 1-(2-methoxyethyl)-2-methoxymethyl-1H-imidazo[4,5-c]-quinolin-4-amine;
- 5 2-(2-methoxyethyl)-1-(2-methylpropyl)-1H-imidazo[4,5-c]quinolin-4-amine
 2-(1-methoxyethyl)-1-(2-methylpropyl)-1H-imidazo[4,5-c]quinolin-4-amine;
 2-methoxymethyl-1-(2-methylpropyl)-1H-imidazo[4,5-c]-quinolin-4-amine;
- 10 2-methoxymethyl-1-phenylmethyl-1H-imidazo[4,5-c]-quinolin-4-amine
 2-(1-methoxypentyl)-1-(2-methylpropyl)-1H-imidazo[4,5-c]quinolin-4-amine.
- 15 2-(2-methoxypropyl)-1-(2-methylpropyl)-1H-imidazo[4,5-c]-4-amine
 1-(2-methylpropyl)-2-morpholinomethyl-1H-imidazo[4,5-c]quinolin-4-amine;
 1-(2-methylpropyl)-2-pyrrolidinomethyl-1H-imidazo[4,5-c]quinolin-4-amine;
- 20 2-methylthiomethyl-1-phenylmethyl-1H-imidazo[4,5-c]-quinolin-4-amine;
 2-morpholinomethyl-1-phenylmethyl-1H-imidazo[4,5-c]-quinolin-4-amine; and
- 25 2-[1-(1-morpholino)pentyl]-1-(2-methylpropyl)-1H-imidazo[4,5-c]quinolin-4-amine.

17. A compound according to Claim 1, selected from the group consisting of:

- 30 4-amino- α -butyl-1-(2-methylpropyl)-1H-imidazo[4,5-c]-quinoline-2-methanol;
 4-amino- α,α -dimethyl-2-ethoxymethyl-1H-imidazo[4,5-c]quinoline-1-ethanol; and
 4-amino-1-phenylmethyl-1H-imidazo[4,5-c]quinoline-2-
- 35 methanol.

- 84 -

18. A compound of the formula:



wherein R_5 is selected from the group consisting of:
 straight chain or branched chain alkyl containing one
 15 to about ten carbon atoms and substituted straight
 chain or branched chain alkyl containing one to about
 ten carbon atoms, wherein the substituent is selected
 from the group consisting of cycloalkyl containing
 three to about six carbon atoms and cycloalkyl
 20 containing three to about six carbon atoms substituted
 by straight chain or branched chain alkyl containing
 one to about four carbon atoms; straight chain or
 branched chain alkenyl containing two to about ten
 carbon atoms and substituted straight chain or branched
 25 chain alkenyl containing two to about ten carbon atoms,
 wherein the substituent is selected from the group
 consisting of cycloalkyl containing three to about six
 carbon atoms and cycloalkyl containing three to about
 six carbon atoms substituted by straight chain or
 30 branched chain alkyl containing one to about four
 carbon atoms; alkoxyalkyl wherein the alkoxy moiety
 contains one to about four carbon atoms and the alkyl
 moiety contains one to about six carbon atoms;
 acyloxyalkyl wherein the acyloxy moiety is alkanoyloxy
 35 of two to about four carbon atoms or benzoyloxy, and
 the alkyl moiety contains one to about six carbon
 atoms; benzyl; (phenyl)ethyl; and phenyl; said benzyl,
 (phenyl)ethyl or phenyl substituent being optionally

- 85 -

substituted on the benzene ring by one or two moieties independently selected from the group consisting of alkyl of one to about four carbon atoms, alkoxy of one to about four carbon atoms, and halogen, with the
5 proviso that when said benzene ring is substituted by two of said moieties, then the moieties together contain no more than six carbon atoms;

R_2 and R_3 are independently selected from the group consisting of hydrogen, alkyl of one to about
10 four carbon atoms, phenyl, and substituted phenyl wherein the substituent is selected from the group consisting of alkyl of one to about four carbon atoms, alkoxy of one to about four carbon atoms, and halogen;

P is selected from the group consisting of
15 alkanolyloxy, alkanoyloxyalkyl wherein the alkyl moiety contains one to about four carbon atoms, and aryloxy;
and

R is selected from the group consisting of hydrogen, straight chain or branched chain alkoxy
20 containing one to about four carbon atoms, halogen, and straight chain or branched chain alkyl containing one to about four carbon atoms.

19. A compound according to Claim 18,
25 wherein R_3 contains from two to about ten carbon atoms.

20. A compound according to Claim 18,
wherein R_3 contains from two to about eight carbon
atoms.

30

21. A compound according to Claim 18,
wherein R_3 is 2-methylpropyl.

22. A compound according to Claim 18,
35 wherein R_3 is benzyl.

23. A compound according to Claim 18,
wherein R_3 is alkoxyalkyl wherein the alkoxy moiety

- 86 -

contains one to about four carbon atoms and the alkyl moiety contains one to about six carbon atoms.

24. A compound according to Claim 18,
5 wherein R₂ is methoxyethyl or 3-methoxypropyl.

25. A compound according to Claim 18,
wherein P is acetoxy or benzoyloxy.

10 26. A compound according to Claim 18,
wherein R is hydrogen.

27. A compound according to Claim 18,
wherein R₂ is hydrogen and R₃ is 4-chlorophenyl.

15 28. A compound according to Claim 18,
wherein R₂ is hydrogen and R₃ is methyl.

29. A compound according to Claim 18,
20 wherein R₂ and R₃ are methyl.

30. A compound according to Claim 18,
wherein R₂ and R₃ are hydrogen.

25 31. A compound according to Claim 18,
wherein R₂ is hydrogen and R₃ is n-butyl.

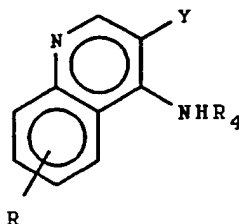
32. A compound according to Claim 18,
wherein R₂ is hydrogen and R₃ is phenyl.

30 33. A compound according to Claim 18,
selected from the group consisting of 4-amino- α -methyl-
1-(2-methylpropyl)-1H-imidazo[4,5-c]quinoline-2-methyl
acetate and 4-amino- α -methyl-1-(2-methylpropyl)-1H-
35 imidazo[4,5-c]quinoline-2-ethyl acetate.

34. A compound of the formula

- 87 -

5



10

wherein Y is $-\text{NO}_2$ or $-\text{NH}_2$;

R_4 is alkoxyalkyl wherein the alkoxy moiety contains one to about four carbon atoms and the alkyl moiety contains two to about six carbon atoms; and

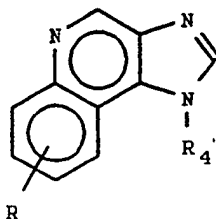
R is selected from the group consisting of hydrogen, straight chain or branched chain alkoxy containing one to about four carbon atoms, halogen, and straight chain or branched chain alkyl containing one to about four carbon atoms.

35. A compound according to Claim 34, wherein R_4 is methoxyethyl or 3-methoxypropyl.

25

36. A compound of the formula

30



wherein R_4' is alkoxyalkyl wherein the alkoxy moiety contains one to about four carbon atoms and the alkyl moiety contains one to about six carbon atoms; and

R is selected from the group consisting of hydrogen, straight chain or branched chain alkoxy

- 88 -

containing one to about four carbon atoms, halogen, and straight chain or branched chain alkyl containing one to about four carbon atoms.

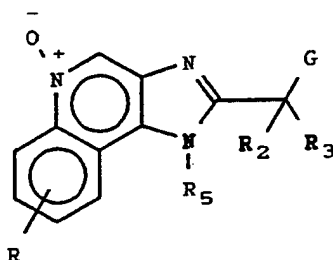
5 37. A compound according to Claim 36, wherein R_4 is methoxyethyl or 3-methoxypropyl.

38. A compound according to Claim 36, wherein R is hydrogen.

10

39. A compound of the formula

15



20

wherein R_5 is selected from the group consisting of: straight chain or branched chain alkyl containing one to about ten carbon atoms and substituted straight chain or branched chain alkyl containing one to about
 25 ten carbon atoms, wherein the substituent is selected from the group consisting of cycloalkyl containing three to about six carbon atoms and cycloalkyl containing three to about six carbon atoms substituted by straight chain or branched chain alkyl containing
 30 one to about four carbon atoms; straight chain or branched chain alkenyl containing two to about ten carbon atoms and substituted straight chain or branched chain alkenyl containing two to about ten carbon atoms, wherein the substituent is selected from the group
 35 consisting of cycloalkyl containing three to about six carbon atoms and cycloalkyl containing three to about six carbon atoms substituted by straight chain or branched chain alkyl containing one to about four

- 89 -

carbon atoms; alkoxyalkyl wherein the alkoxy moiety contains one to about four carbon atoms and the alkyl moiety contains one to about six carbon atoms; acyloxyalkyl wherein the acyloxy moiety is alkanoyloxy of two to about four carbon atoms or benzoyloxy, and the alkyl moiety contains one to about six carbon atoms; benzyl; (phenyl)ethyl; and phenyl; said benzyl, (phenyl)ethyl, or phenyl substituent being optionally substituted on the benzene ring by one or two moieties independently selected from the group consisting of alkyl of one to about four carbon atoms, alkoxy of one to about four carbon atoms, and halogen, with the proviso that when said benzene ring is substituted by two of said moieties, then the moieties together contain no more than six carbon atoms;

R_2 and R_3 are independently selected from the group consisting of hydrogen, alkyl of one to about four carbon atoms, phenyl, and substituted phenyl wherein the substituent is selected from the group consisting of alkyl of one to about four carbon atoms, alkoxy of one to about four carbon atoms, and halogen;

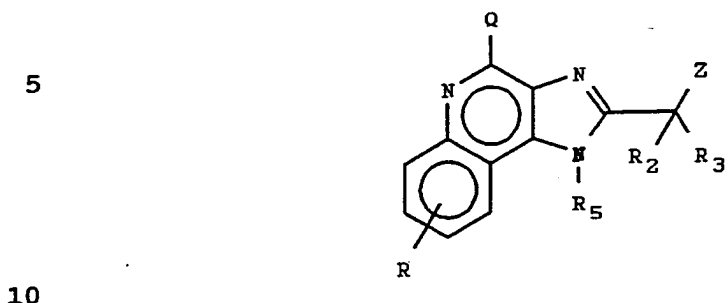
G is selected from the group consisting of alkoxy containing one to about four carbon atoms, alkoxyalkyl wherein the alkoxy moiety contains one to about four carbon atoms and the alkyl moiety contains one to about four carbon atoms, alkylamido wherein the alkyl group contains one to about four carbon atoms, azido, chloro, 1-morpholino, 1-pyrrolidino, alkylthio of one to about four carbon atoms, alkanoyloxy, alkanoyloxyalkyl wherein the alkyl moiety contains one to about four carbon atoms, and aryloxy, with the proviso that when G is alkylamido then R_3 is alkenyl, substituted alkenyl, or alkoxyalkyl; and

R is selected from the group consisting of hydrogen, straight chain or branched chain alkoxy containing one to about four carbon atoms, halogen, and straight chain or branched chain alkyl containing one to about four carbon atoms.

SUBSTITUTE SHEET

- 90 -

40. A compound of the formula



wherein R_5 is selected from the group consisting of:

15 straight chain or branched chain alkyl containing one to about ten carbon atoms and substituted straight chain or branched chain alkyl containing one to about ten carbon atoms, wherein the substituent is selected from the group consisting of cycloalkyl containing

20 three to about six carbon atoms and cycloalkyl containing three to about six carbon atoms substituted by straight chain or branched chain alkyl containing one to about four carbon atoms; straight chain or branched chain alkenyl containing two to about ten

25 carbon atoms and substituted straight chain or branched chain alkenyl containing two to about ten carbon atoms, wherein the substituent is selected from the group consisting of cycloalkyl containing three to about six carbon atoms and cycloalkyl containing three to about

30 six carbon atoms substituted by straight chain or branched chain alkyl containing one to about four carbon atoms; alkoxyalkyl wherein the alkoxy moiety contains one to about four carbon atoms and the alkyl moiety contains one to about six carbon atoms;

35 acyloxyalkyl wherein the acyloxy moiety is alkanoyloxy of two to about four carbon atoms or benzoyloxy, and the alkyl moiety contains one to about six carbon atoms; benzyl; (phenyl)ethyl; and phenyl; said benzyl,

- 91 -

(phenyl)ethyl, or phenyl substituent being optionally substituted on the benzene ring by one or two moieties independently selected from the group consisting of alkyl of one to about four carbon atoms, alkoxy of one
5 to about four carbon atoms, and halogen, with the proviso that when said benzene ring is substituted by two of said moieties, then the moieties together contain no more than six carbon atoms;

R_2 and R_3 are independently selected from the
10 group consisting of hydrogen, alkyl of one to about four carbon atoms, phenyl, and substituted phenyl wherein the substituent is selected from the group consisting of alkyl of one to about four carbon atoms, alkoxy of one to about four carbon atoms, and halogen;

15 Z is selected from the group consisting of alkoxy containing one to about four carbon atoms, alkoxyalkyl wherein the alkoxy moiety contains one to about four carbon atoms and the alkyl moiety contains one to about four carbon atoms, hydroxyalkyl containing
20 one to about four carbon atoms, oxoalkyl of two to about four carbon atoms, alkanoyloxyalkyl wherein the alkyl moiety contains one to about four carbon atoms, alkylamido wherein the alkyl group contains one to about four carbon atoms, substituted amino wherein the
25 substituent is alkyl or hydroxyalkyl of one to about four carbon atoms, azido, chloro, 1-morpholino, 1-pyrrolidino, alkylthio of one to about four carbon atoms, hydroxy, alkanoyloxy, and aroyloxy;

Q is selected from the group consisting of
30 hydrogen, chloro, and R_4 -E-NH- wherein R_4 is an organic group substantially inert to quinoline N-oxides and E is a hydrolytically active functional group; with the proviso that when Q is R_4 -E-NH, then Z is other than hydroxy, substituted amino, or hydroxyalkyl as defined
35 above, and with the further proviso that when Q is hydrogen or chloro and Z is alkylamido or hydroxyalkyl, then R_4 is alkenyl, substituted alkenyl, or alkoxyalkyl; and

SUBSTITUTE SHEET

- 92 -

R is selected from the group consisting of hydrogen, straight chain or branched chain alkoxy containing one to about four carbon atoms, halogen, and straight chain or branched chain alkyl containing one
5 to about four carbon atoms.

41. An antiviral pharmaceutical composition comprising a compound according to Claim 1 and a pharmaceutically acceptable vehicle, the compound being
10 present in an amount effective to inhibit and/or prevent the progress of a viral infection.

42. A method of treating a mammal infected with a virus, comprising administering to the mammal a
15 compound according to Claim 1 in an amount effective to inhibit and/or prevent the infection.

43. A method according to Claim 42, wherein the virus is Type II Herpes simplex.
20

44. A method of inducing interferon biosynthesis in a mammal, which method comprises administering to the mammal a compound according to Claim 1 in an amount sufficient to induce interferon
25 biosynthesis.


45. A method of inhibiting the growth of a tumor in a mammal, which method comprises administering to the mammal a compound according to Claim 1 in an
30 amount sufficient to inhibit the growth of said tumor.

SUBSTITUTE SHEET

INTERNATIONAL SEARCH REPORT

International Application No

PCT/US 92/01305

I. CLASSIFICATION OF SUBJECT MATTER (if several classification symbols apply, indicate all) ⁹		
According to International Patent Classification (IPC) or to both National Classification and IPC		
Int.Cl.5	C 07 D 471/04 A 61 K 31/435	C 07 D 215/42 //
(C 07 D 471/04	C 07 D 235:00 C 07 D 221:00)	
II. FIELDS SEARCHED		
Minimum Documentation Searched ⁷		
Classification System	Classification Symbols	
Int.Cl.5	C 07 D A 61 K	
Documentation Searched other than Minimum Documentation to the Extent that such Documents are Included in the Fields Searched ⁸		
III. DOCUMENTS CONSIDERED TO BE RELEVANT⁹		
Category ¹⁰	Citation of Document, ¹¹ with indication, where appropriate, of the relevant passages ¹²	Relevant to Claim No. ¹³
A	EP,A,0145340 (RIKER) 19 June 1985, see claims 2,9; example 144; pages 43-44 & US,A,4689338 (cited in the application)	1,41
X	-----	40
<p>¹⁰ Special categories of cited documents : ¹⁰</p> <p>"A" document defining the general state of the art which is not considered to be of particular relevance</p> <p>"E" earlier document but published on or after the international filing date</p> <p>"L" document which may throw doubts on priority claim(s) or which is cited to establish the publication date of another citation or other special reason (as specified)</p> <p>"O" document referring to an oral disclosure, use, exhibition or other means</p> <p>"P" document published prior to the international filing date but later than the priority date claimed</p> <p>"T" later document published after the international filing date or priority date and not in conflict with the application but cited to understand the principle or theory underlying the invention</p> <p>"X" document of particular relevance; the claimed invention cannot be considered novel or cannot be considered to involve an inventive step</p> <p>"Y" document of particular relevance; the claimed invention cannot be considered to involve an inventive step when the document is combined with one or more other such documents, such combination being obvious to a person skilled in the art.</p> <p>"&" document member of the same patent family</p>		
IV. CERTIFICATION		
Date of the Actual Completion of the International Search	Date of Mailing of this International Search Report	
10-06-1992	30.07.92	
International Searching Authority	Signature of Authorized Officer	
EUROPEAN PATENT OFFICE		

FURTHER INFORMATION CONTINUED FROM THE SECOND SHEET

V. OBSERVATION WHERE CERTAIN CLAIMS WERE FOUND UNSEARCHABLE ¹

This International search report has not been established in respect of certain claims under Article 17(2)(a) for the following reasons:

1. Claim numbers _____ because they relate to subject matter not required to be searched by this Authority, namely:
 Although claims 42-45 are directed to a method of treatment of the (diagnostic method practised on) the human/animal body the search has been carried out and based on the alleged effects of the compound/composition.
2. Claim numbers _____ because they relate to parts of the International application that do not comply with the prescribed requirements to such an extent that no meaningful International search can be carried out, specifically:
3. Claim numbers _____ because they are dependent claims and are not drafted in accordance with the second and third sentences of PCT Rule 6.4(a).

VI. OBSERVATIONS WHERE UNITY OF INVENTION IS LACKING ²

This International Searching Authority found multiple inventions in this International application as follows:

1. As all required additional search fees were timely paid by the applicant, this International search report covers all searchable claims of the International application
2. As only some of the required additional search fees were timely paid by the applicant, this international search report covers only those claims of the International application for which fees were paid, specifically claims:
3. No required additional search fees were timely paid by the applicant. Consequently, this international search report is restricted to the invention first mentioned in the claims; it is covered by claim numbers:
4. As all searchable claims could be searched without effort justifying an additional fee, the International Searching Authority did not invite payment of any additional fee.

Remark on Protest

- The additional search fees were accompanied by applicant's protest.
 No protest accompanied the payment of additional search fees.

**ANNEX TO THE INTERNATIONAL SEARCH REPORT
ON INTERNATIONAL PATENT APPLICATION NO.**

US 9201305

SA 57376

This annex lists the patent family members relating to the patent documents cited in the above-mentioned international search report. The members are as contained in the European Patent Office EDP file on 24/06/92. The European Patent Office is in no way liable for these particulars which are merely given for the purpose of information.

Patent document cited in search report	Publication date	Patent family member(s)	Publication date
EP-A- 0145340	19-06-85	AU-A- 2991189	15-06-89
		AU-B- 581190	16-02-89
		AU-A- 3540284	23-05-85
		CA-A- 1271477	10-07-90
		EP-A- 0310950	12-04-89
		JP-A- 60123488	02-07-85
		US-A- 4698348	06-10-87
		US-A- 4689338	25-08-87

EP 01 FORM 10079